

Environment and Heritage Service

# Municipal Waste Management Northern Ireland

For the year ended 31 March 2007



Environment &  
Heritage Service  
[www.ehsni.gov.uk](http://www.ehsni.gov.uk)



## Contents

Introduction	Page 4
Summary	Page 5
Municipal Waste Arisings	Page 8
Household Waste Arisings	Page 10
Recycling & Composting	Page 12
Civic Amenity & Bring Sites	Page 14
Kerbside Collection schemes	Page 14

## Annexes

Table A1 Household waste recycling rates	Page 18
Table A2 Municipal waste recycling rates	Page 19
Table B1 Household waste arisings	Page 20
Table B2 Municipal waste arisings	Page 21
Table B3 Household waste arisings per household	Page 22
Table B4 Household waste arisings per quarter	Page 23
Table B5 Municipal waste arisings per quarter	Page 24
Table B6 Household waste landfilled	Page 25
Table B7 Municipal waste landfilled	Page 26
Table C1 Materials collected at kerbside for recycling	Page 27
Table C2 Materials collected at Civic Amenity sites for recycling	Page 28
Table C3 Materials collected at Bring Sites for recycling	Page 30
Table C4 Materials collected at civic amenity and bring sites for recycling	Page 32
Table C5 Materials collected at civic amenity, bring sites and kerbside for recycling	Page 34
Table D1 Biodegradable municipal waste to landfill	Page 36

## Introduction

1. This report, compiled by The Environment & Heritage Service, presents data on the municipal waste arisings for Northern Ireland in 2006/07, as reported by all 26 district councils. The report covers the period from 1<sup>st</sup> April 2006 to 31<sup>st</sup> March 2007.
2. The information collated within this report was obtained through quarterly data returns submitted by all 26 district councils through WasteDataFlow(WDF).
3. WDF is an online data collection portal through which district councils submit quarterly data returns. The implementation of the WDF reporting system offer the following advantages:
  - more accurate data collection of municipal waste statistics;
  - offers district councils streamlined access to performance benchmarking;
  - monitors progress towards national and local targets;
  - enables district councils meet their reporting requirements under the landfill allowance scheme regulations.
4. 2005/06 was the first year a complete set of annual data was collated by the WDF system. In previous years this information was obtained through Municipal Waste Surveys. Further information on previous surveys can be found on the web site of The Environment and Heritage Service, [www.ehsni.gov.uk](http://www.ehsni.gov.uk)
5. There have been three municipal waste surveys completed prior to 2002. The surveys were completed for the years 1998/1999, 1999/2000 and 2001. The 2002 and 2003 Municipal Waste Data has been collected and collated using the Municipal Waste Data Monitoring and Reporting: Interim Guidelines, whereby district councils submitted data to EHS on an excel spreadsheet.
6. The information collected through the data returns and subsequently WasteDataFlow from the district councils is needed to :
  - a. monitor trends in municipal waste arisings and management
  - b. comply with reporting requirements under European Community legislation
  - c. measure progress towards targets relating to municipal waste which were set out in the 'Towards Resource Management -The Northern Ireland Waste Management Strategy 2006 – 2020'
7. The key results of the waste data returns by district council and waste management groups are shown in tables and charts throughout the report, the more detailed results can be found in the Annexes.

## Summary

This summary report contains data on the Municipal Waste Arisings for Northern Ireland in 2006/07 (Financial year). The data was provided by all 26 district councils in Northern Ireland, through the "WasteDataFlow" system therefore giving a 100% response rate.

The Landfill Allowance Scheme (NI) Regulations 2004 (NILAS) came into operation on 1<sup>st</sup> April 2005. 2006/07 was the second year of the scheme.

## Total Waste Arisings

The total amount of municipal waste arisings in Northern Ireland in 2006/07 was 1,064,090 tonnes; this represents an increase of 0.05% from 1,063,510 tonnes in 2005/06.

## Municipal Waste Management

The proportion of municipal waste recycled and composted has increased from 23% in 2005/06 to 25.5% in 2006/07.

In 2006/07 74% of municipal waste was sent to landfill, equating to 786,951 tonnes.

In 2005/06 813,523 of municipal waste was sent to landfill this equated to 76.5 % of municipal waste arisings.

Composting is the most common recovery route with 106,208 tonnes collected for composting in 2006/07, compared with 100,494 in 2005/06, an increase of 5.7%

Under the NILAS regulations, the permitted amount of BMW to be sent to landfill in 2006/07 was 655,547 tonnes. There was 535,716 tonnes of BMW sent to landfill. This amount utilised 81.7% of the landfill allowances available for the 2006/07 scheme year, 119,831 tonnes less than the permitted maximum.

## Household Waste Management

The total amount of household waste arisings in Northern Ireland in 2006/07 was 938,726 tonnes, compared with 937,331 tonnes in 2005/06; this represents an increase of 0.15%.

In 2006/07, 27.7% of household waste was sent for recycling or composting, an increase from 24.5% in 2005/06.

The amount of household waste sent for composting in 2006/07 was 105,708 tonnes compared with 99,435 tonnes in 2005/06, an increase of 6.3%.

The total waste collected per household in 2006/07 was 1.38 tonnes, equating to 26.3 KG per household per week. This compares to 1.36 tonnes equating to 26.1 KG per household per week in 2005/06.

Household waste accounted for 88.22% of the total municipal waste in 2006/07.

### **Regional Variations**

Both ARC21 and SWaMP increased their Household Recycling rate between 2005/06 and 2006/07, with NWRWVG showing a decrease. SWaMP showed the greatest increase from 25.9% in 2005/06 to 30.5% in 2006/07.

Landfill continued to be the dominant route of disposal for all three groups, with over 73% of municipal waste going to landfill.

### **BMW Diversion and NILAS**

All of the 26 district councils in Northern Ireland met their NILAS BMW diversion targets for the scheme year 2006/07. A valid transfer was received for the scheme year for 1,830 allowances from Ballymoney Borough Council to Coleraine Borough Council.

TABLE 1

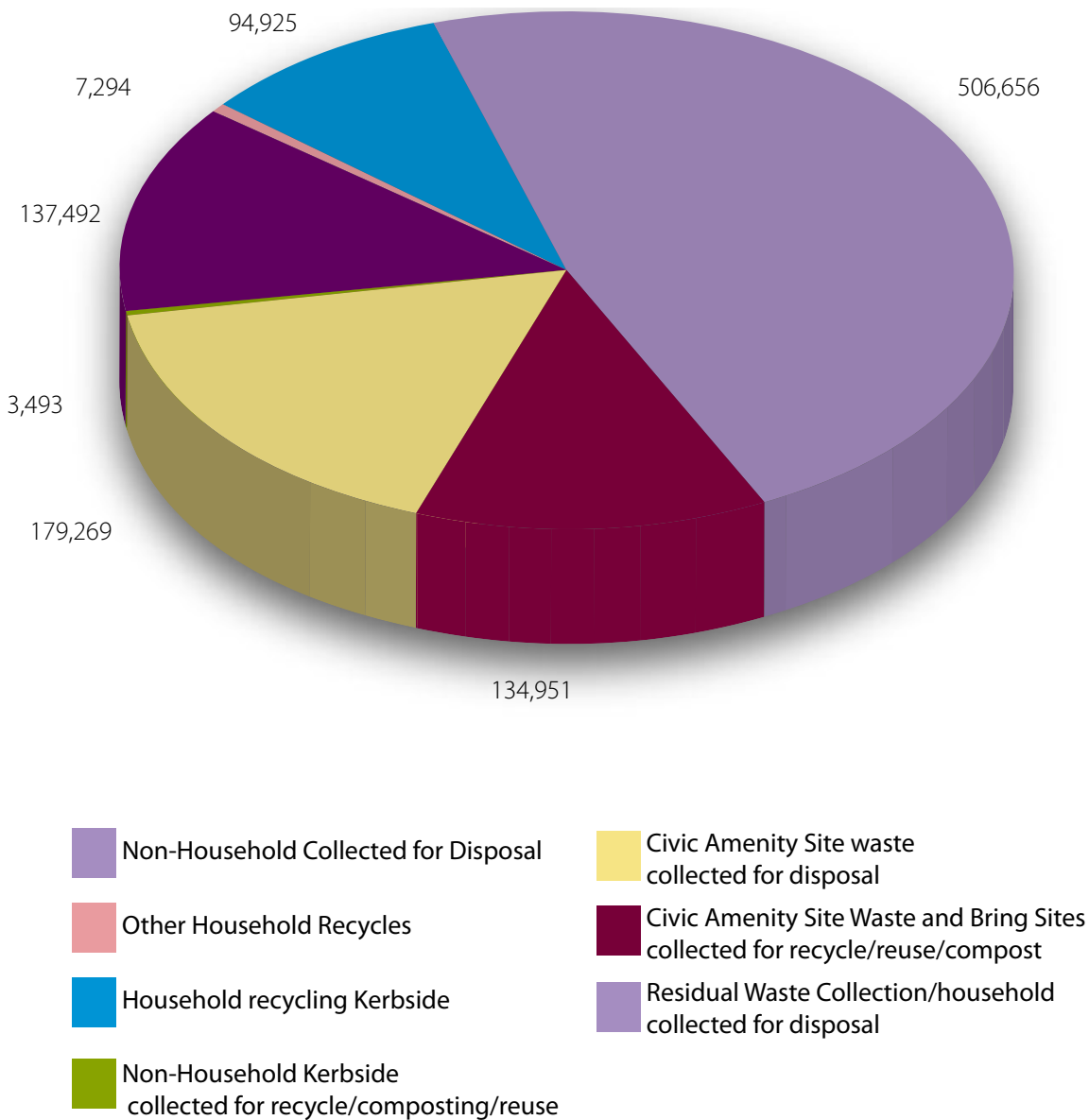
Waste Management Group	District Council	Percentage of household waste recycled and composted as % of total Household waste Arisings	
		2005/06	2006/07
ARC21	Antrim Borough Council	44.0%	47.1%
	Ards Borough Council	24.0%	25.5%
	Ballymena Borough Council	26.9%	28.2%
	Belfast City Council	14.4%	19.0%
	Carrickfergus Borough Council	17.4%	21.9%
	Castlereagh Borough Council	32.5%	34.8%
	Down District Council	33.7%	32.2%
	Larne Borough Council	25.0%	31.6%
	Lisburn City Council	19.8%	25.1%
	Newtownabbey Borough Council	22.5%	24.8%
	North Down Borough Council	24.6%	30.2%
	ARC21	22.9%	26.6%
NWRWMG	Ballymoney Borough Council	24.4%	24.6%
	Coleraine Borough Council	24.3%	25.7%
	Derry City Council	28.1%	24.4%
	Limavady Borough Council	35.9%	28.5%
	Magherafelt District Council	35.7%	35.0%
	Moyle District Council	25.5%	26.5%
	Strabane District Council	21.3%	22.8%
	NWRWMG	27.6%	26.3%
SWaMP	Armagh City & District Council	26.7%	32.1%
	Banbridge District Council	41.0%	45.1%
	Cookstown District Council	28.1%	30.9%
	Craigavon Borough Council	29.3%	30.0%
	Dungannon & South Tyrone Borough Council	19.5%	24.9%
	Fermanagh District Council	20.8%	27.8%
	Newry & Mourne District Council	24.9%	27.8%
	Omagh District Council	17.8%	27.6%
	SWaMP	25.9%	30.3%
NORTHERN IRELAND		24.5%	27.5%

## Municipal Waste Arisings

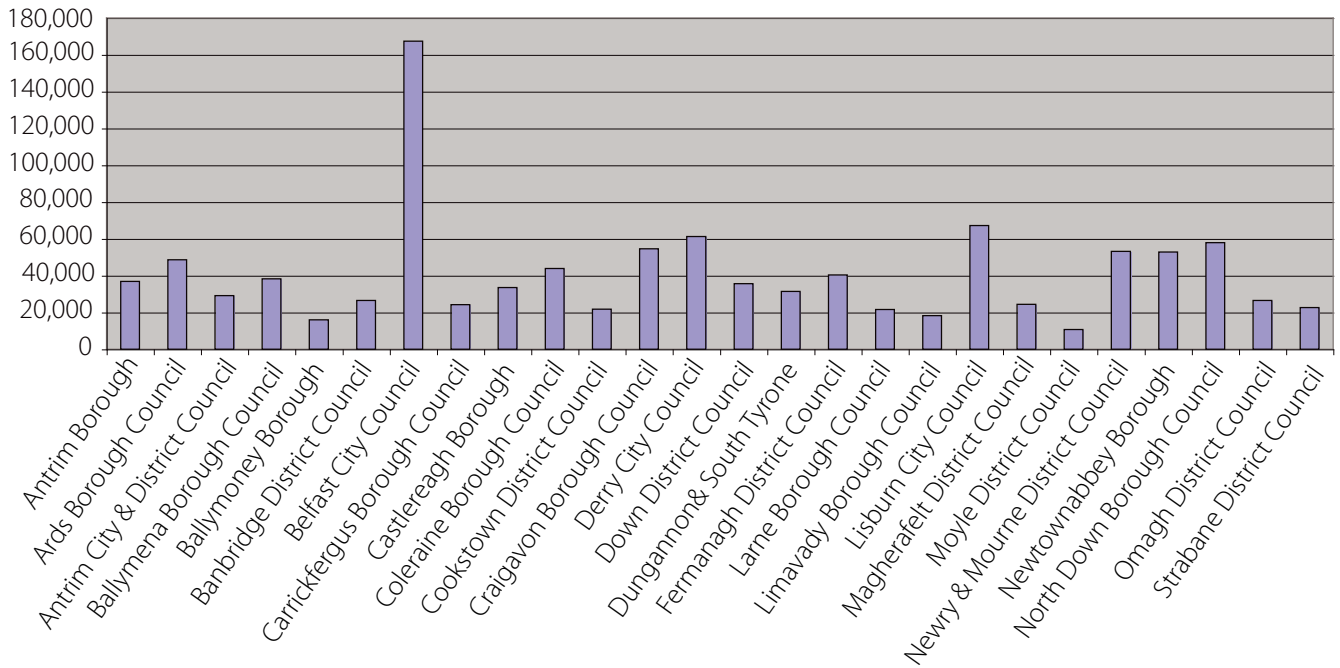
### Overview

In 2006/07 a total of 1,064,090 tonnes of municipal waste was collected in Northern Ireland, an increase of 0.55 % from 1,063,510 tonnes in 2005/06. A breakdown of this total, by district council, is shown graphically in Figure 1.2.

Figure 1.1 Municipal waste arisings: 2005/06

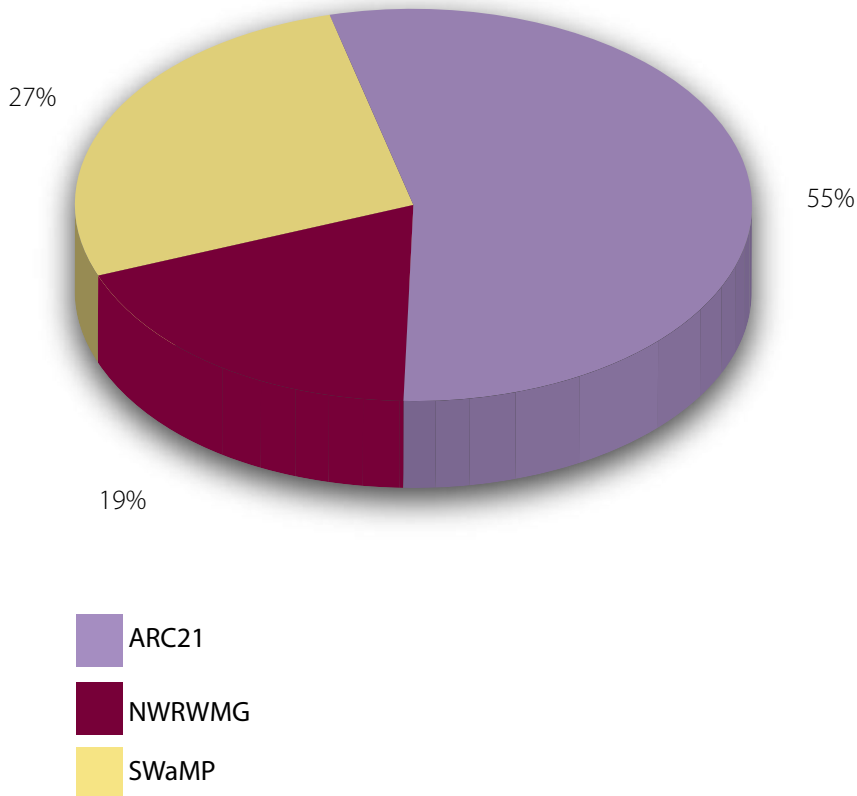


(Fig 1.2) Municipal Waste Arisings (tonnes) per District Council



The arc21 region accounted for 55% of the total municipal waste arisings in 2006/07, with 27% from the Southern Waste Management Partnership (SWaMP) region and the remainder from the North West Region Waste Management Group (NWRWMG). (Fig 1.3)

(Fig 1.3) Municipal Waste Arisings by Waste Management Group 2006/07



In 2006/07 125,364 tonnes of non-household municipal waste was collected by district councils, accounting for 11.78% of all municipal waste. In 2005/06, 126,045 tonnes of non-household municipal waste was collected by district councils, accounting for 11.85 % of total municipal waste arisings.

### Household Waste Arisings

The total amount of household waste collected in Northern Ireland, in 2006/07, was 938,726 tonnes. This compares with 937,331 tonnes in 2005/06, an increase of 0.15 %. (See Annex A)

The majority of municipal waste was collected via the regular household collection of residual waste. The total amount of residual waste collected via the regular household collection was 456,065 tonnes.

Household waste arisings accounted for 88.2 % of the total municipal waste arisings.

The total household waste collected in 2006/07 equates to an average of 1.37 tonnes per household. In 2005/06, the total waste collected per household was also 1.36 tonnes.

### Waste Collected at Civic amenity and Bring Sites

The total amount of municipal waste collected at civic amenity & bring sites, in 2006/07, was 316,233 tonnes of this 294,843 tonnes was household waste.

District councils reported collecting 8,971 tonnes of rubble, during 2006/07, at civic amenity sites.

### Trends in Municipal Waste

A comparison of the total municipal and household waste arisings over the years are shown in figures 1.4 and 1.5.

Between 1995 and 2001, there has been a general increase in the municipal waste arisings. Between 2001 and 2002 there appears to have been a decrease in municipal waste arisings, which may be attributable to the improved data collection and reporting, as opposed to an actual decrease (Figure 1.4).

Figure 1.4 Municipal waste arisings from 1995 to 2006/07

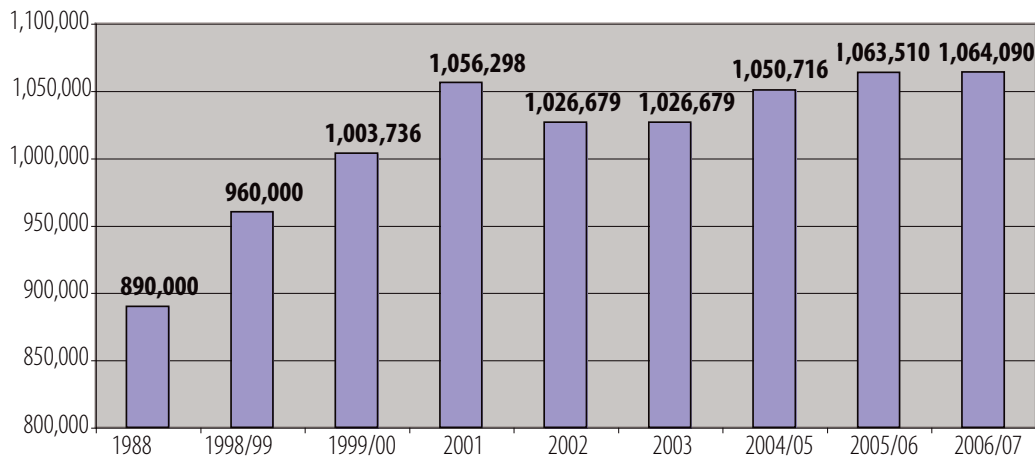
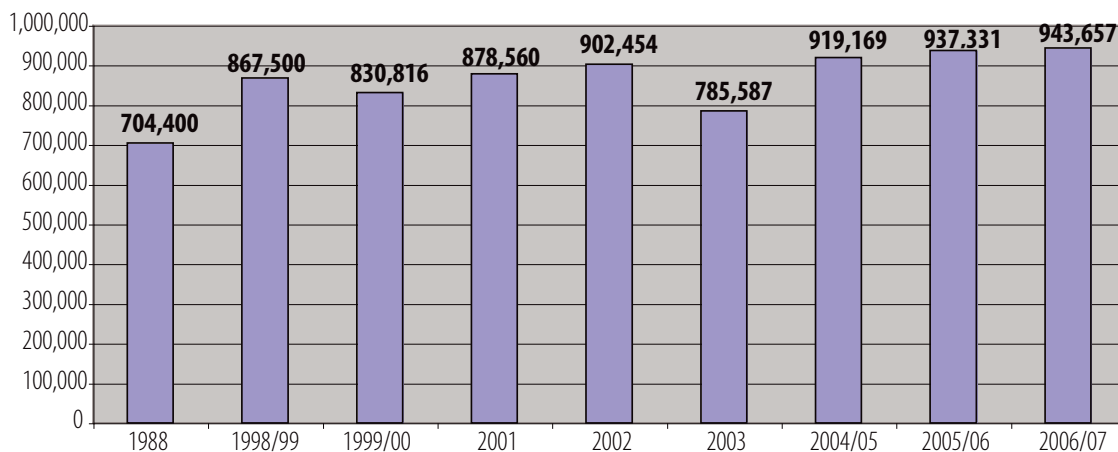


Figure: 1.5 Household waste arisings 1988 – 2006/07



The growth of municipal waste arisings between 2005/06 and 2006/07 was 0.05% and between 2004/05 and 2005/06 it was 1.22% compared with a growth rate of 2.34% between 2003 and 2004/05.

The growth rate of household waste arisings between 2005/06 and 2006/07 was 0.15% and between 2004/05 and 2005/06 was 1.98% compared with a growth rate of 2.4% between 2003 and 2004/05.

The Arc21 region accounted for 54.9% of the total municipal waste arisings in 2006/07, with 26.6% from the Southern Waste Management Partnership (SWaMP) region, and the remainder from the North West Region Waste Management Group (NWRWMG)

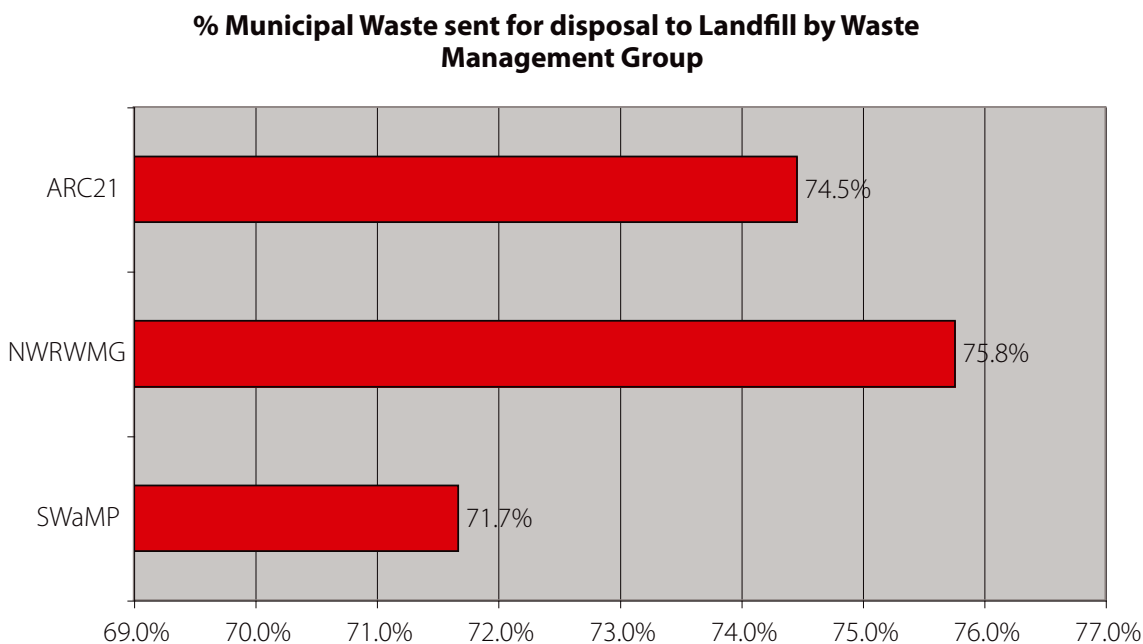
## Disposal

In 2006/07 780,850 tonnes of municipal waste was collected for direct disposal to landfill (73.4 %). A further 6,102 tonnes of municipal waste was collected for recycling but was rejected and subsequently sent to landfill, making the total waste sent to landfill 786,951 tonnes.

There has been a decrease in the proportion of municipal solid waste disposed off to landfill from 76.5% in 2005/06 to 74% in 2006/07.

The amount of Biodegradable Municipal Waste (BMW) sent to landfill by district councils in 2006/07 was 535,716 tonnes. This is a decrease of 4% from 558,009 tonnes in 2005/06.

Fig 2.1



## Recycling and Composting

Household waste recycling/composting is based on Kerbside collections  
 Materials collected directly from households by district councils  
 Materials brought to civic amenity sites  
 Materials brought to bring sites  
 Materials collected by third party/voluntary groups/other household sources

In 2006/07, 25.5 % (271,730 tonnes) of all municipal waste was sent for recycling/composting, compared to 23.02% (244,811 tonnes) in 2005/06, representing an increase of 2.48% in the Municipal Waste recycling rate.

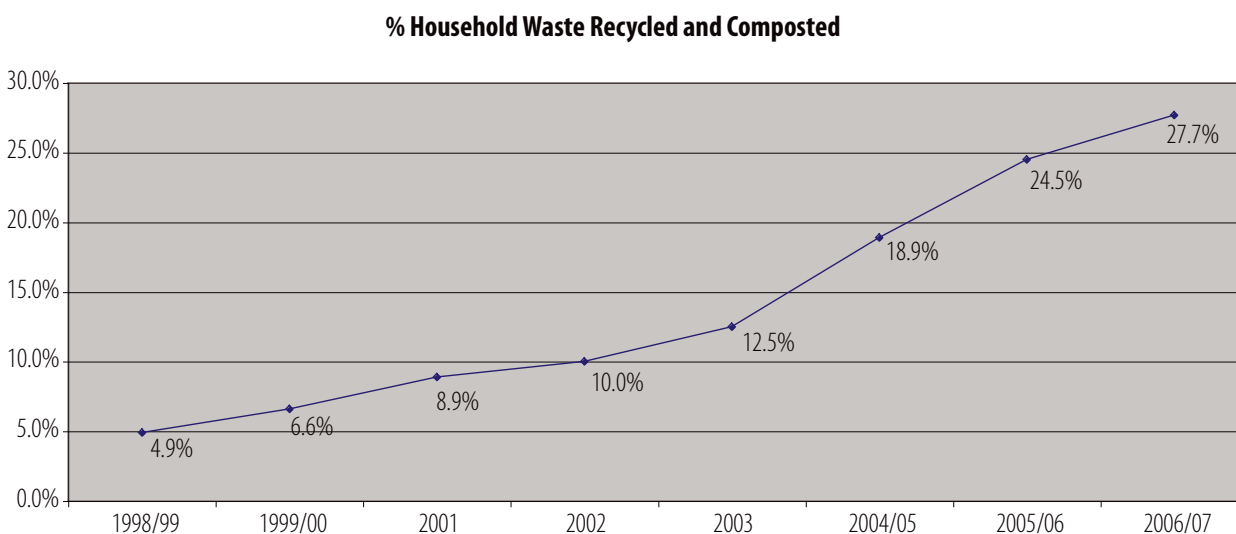
In 2006/07 11,905 tonnes of non-household waste was collected for recycling/composting compared with 15,446 tonnes in 2005/06.

### Household Waste Recycling

The Household recycling rate for Northern Ireland in 2006/07 was 27.7%. The highest household recycling rate for an individual district council was 47.1% for Antrim Borough Council.

The proportion of household waste recycled and composted has steadily increased from 4.9% in 1998/99 to 18.9% in 2004/05 to 24.5% in 2005/06 to 27.7% in 2006/07.

Fig2.2



In 2006/07, a total of 259,825 tonnes (27.7%) of household waste was sent for recycling and composting, compared with 229,637 tonnes (24.5%) in 2005/06.

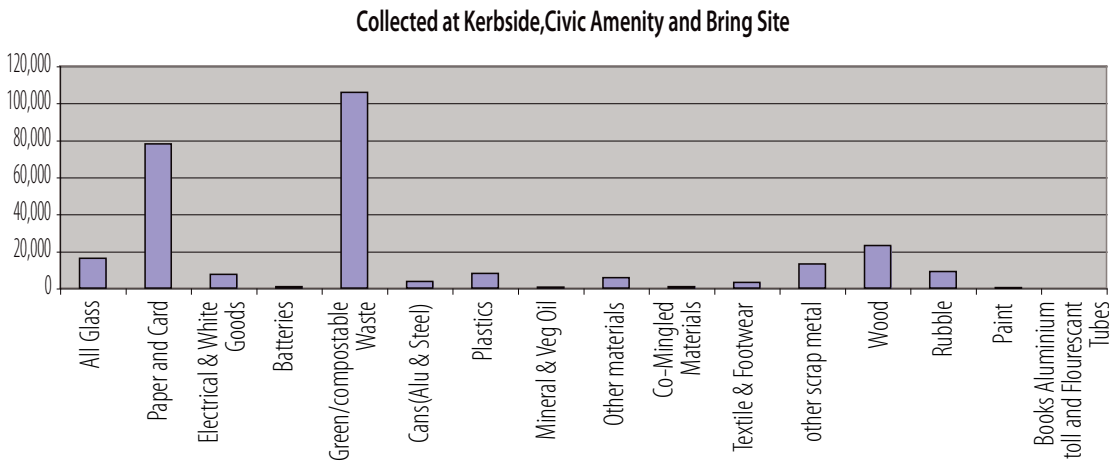
In 2006/07 105,752 tonnes of household waste was collected for composting compared with 99,560 tonnes in 2005/06, an increase of 6.2%.

### Types of materials recycled from households

Compostable material was the most common material collected for recycling with 105,752 tonnes (39.8% of the total) collected. The next most common household material collected for recycling was paper and card. A total of 77,824 tonnes of separately collected paper and card was collected in 2006/07.

Wood accounted for 8.6% with glass accounting for 6.1% of all waste collected from households for recycling in 2006/07.

**Fig2.3**



**Civic Amenity & Bring Sites**

The total amount of waste collected for recycling and composting from civic amenity and bring sites is 127,994 tonnes, in 2006/07. This is a decrease from 2005/06 when 131,983 tonnes was collected at civic amenity and bring sites.

In 2006/07, 45.5% (120,753 tonnes) of the total household waste collected for recycling and composting was collected at civic amenity sites with a further 2.7% (7,241 tonnes) collected at bring sites.

In 2006/07 9,030 tonnes of paper and card were collected for recycling from civic amenity and bring sites compared with 9,763 tonnes in 2005/06. 11,634 tonnes of glass was collected in 2006/07 with 9,828 tonnes collected on 2005/06.

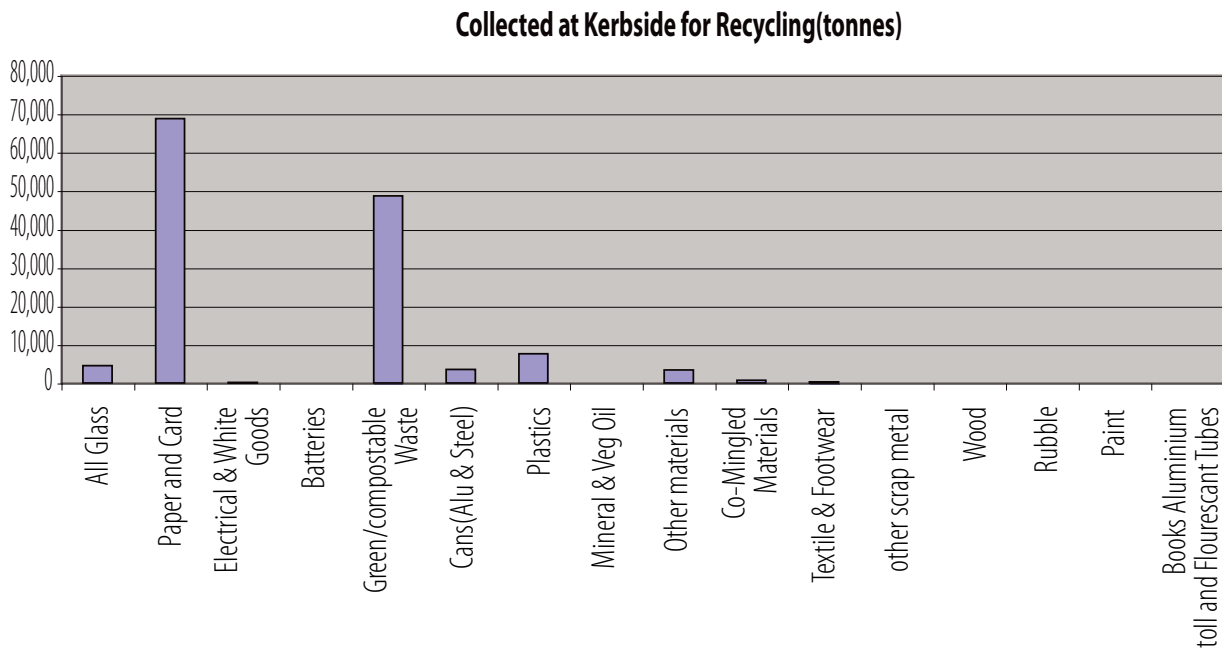
**Kerbside Collection Schemes**

The amount of household waste collected for recycling and composting at the kerbside in 2006/07 was 137,435 tonnes. The largest proportion of this was paper and card, accounting for 50.1% (68,794 tonnes) of the total collected at the kerbside for recycling and composting.

The amount of paper and card collected for recycling at the kerbside has increased from 55,805 tonnes in 2005/06 to 68,794 tonnes in 2006/07, an increase of 23.3 %.

A large increase in the amount of glass collected was also reported. In 2006/07 4,441 tonnes of glass was collected, this was a 35.5% increase on the previous years figure of 3,278 tonnes.

**Fig 2.4**



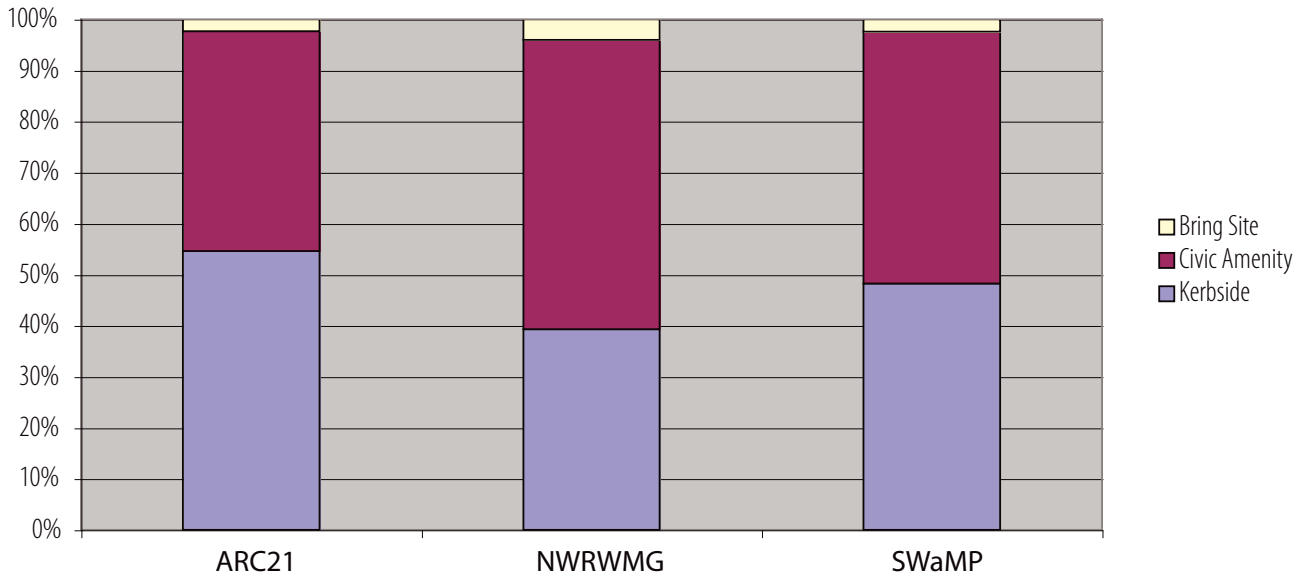
In 2006/07, the majority of waste collected for recycling and composting was collected at kerbside (51.7%) with 45.5% collected at Civic Amenity sites with 2.7% collected at bring sites.

**Fig2.5**

Waste Management Group	Tonnes		
	Kerbside	Civic Amenity	Bring Site
ARC21	79,885	62,950	3,371
NWRWMMG	19,067	27,513	1,933
SWaMP	38,483	39,261	1,937
Totals	137,435	129,724	7,241
	51.7%	45.5%	2.7%

Fig2.6

**Material Collected for recycling/composting by collection method for each Waste Management Group**



# ANNEXES

**Table A1**  
HOUSEHOLD WASTE RECYCLED ANDCOMPOSTED 04/05 - 06/0

	HOUSEHOLD WASTE RECYCLED ANDCOMPOSTED 04/05 - 06/0								
	2004/05			2005/06			2006/07		
	Household Arisings (tonnes)	Recycling & Composting Rate	Household Arisings (tonnes)	Recycling & Composting Rate	Household Arisings (tonnes)	Recycling & Composting Rate	Household Arisings (tonnes)	Recycling & Composting Rate	
Antrim Borough Council	29,187.00	38.39%	31,166.93	44.02%	32,731.72	47.11%			
Ards Borough Council	47,112.14	20.40%	46,078.50	24.02%	45,592.00	25.45%			
Ballymena Borough Council	34,860.11	23.39%	37,019.61	26.87%	35,988.42	28.15%			
Belfast City Council	146,490.51	8.86%	152,974.65	14.36%	146,402.00	18.95%			
Carrickfergus Borough Council	20,899.97	17.20%	22,286.95	17.41%	21,535.64	21.89%			
Castlereagh Borough Council	29,520.74	22.24%	32,762.18	32.53%	31,634.39	34.91%			
Down District Council	30,181.58	19.17%	29,538.31	33.69%	30,714.89	32.16%			
Larne Borough Council	17,701.18	16.49%	19,899.56	25.00%	18,789.07	31.63%			
Lisburn City Council	63,527.45	12.25%	61,197.52	19.83%	59,809.28	25.08%			
Newtownabbey Borough Council	42,078.93	19.90%	47,153.17	22.54%	48,072.20	24.79%			
North Down Borough Council	46,432.88	17.21%	46,390.35	24.63%	46,989.18	32.97%			
<b>ARC21 Total</b>	<b>507,992.49</b>	<b>16.70%</b>	<b>526,467.73</b>	<b>22.90%</b>	<b>518,258.78</b>	<b>26.80%</b>			
Ballymoney Borough Council	13,261.19	24.02%	13,326.11	24.44%	14,114.75	24.75%			
Coleraine Borough Council	44,260.99	18.60%	39,157.06	24.26%	38,214.94	25.67%			
Derry City Council	47,334.74	13.72%	50,485.75	28.07%	55,204.78	24.37%			
Limavady Borough Council	14,357.87	27.33%	15,619.30	35.88%	16,324.12	28.51%			
Magherafelt District Council	18,497.60	31.42%	19,473.30	35.66%	20,517.04	35.26%			
Moyle District Council	8,625.51	11.32%	7,303.41	25.51%	8,466.80	26.53%			
Strabane District Council	20,010.96	17.32%	18,504.50	21.30%	19,947.96	22.81%			
<b>NWRWVG Total</b>	<b>166,348.86</b>	<b>19.30%</b>	<b>163,869.43</b>	<b>27.60%</b>	<b>172,790.39</b>	<b>26.30%</b>			
Armagh City & District Council	28,495.69	23.30%	25,959.36	26.70%	25,824.40	32.83%			
Banbridge District Council	24,445.06	39.21%	24,992.66	40.99%	25,310.21	45.13%			
Cookstown District Council	18,072.60	20.06%	19,116.83	28.14%	18,949.38	31.57%			
Craigavon Borough Council	46,179.73	23.35%	47,186.69	29.29%	47,725.53	29.96%			
Dungannon & South Tyrone Borough Council	27,883.18	20.13%	29,274.47	19.54%	29,542.82	24.93%			
Fermanagh District Council	28,744.12	21.04%	29,149.63	20.77%	32,027.57	27.83%			
Newry & Mourne District Council	45,088.48	20.03%	44,861.23	24.86%	45,931.06	27.83%			
Omagh District Council	25,919.00	19.62%	26,453.00	17.77%	22,365.40	27.95%			
<b>SWaMP</b>	<b>244,827.86</b>	<b>23.00%</b>	<b>246,993.87</b>	<b>25.90%</b>	<b>247,676.36</b>	<b>30.50%</b>			

**Table A2**

## Municipal waste arisings and management

	Municipal waste arisings and management														
	2002			2003			2004/05			2005/06			2006/07		
	MSW Arisings	Recycling Rate		MSW Arisings	Recycling Rate		MSW Arisings	Recycling Rate		MSW Arisings	Recycling Rate		MSW Arisings	Recycling Rate	
Antrim Borough Council	31,327	18.6%	29,759	21.8%	35,956	39.8%	35,919	45.8%	36,792.1	47.1%					
Ards Borough Council	47,112	9.0%	46,804	8.4%	49,619	19.4%	48,948	22.9%	48,673.0	24.5%					
Ballymena Borough Council	32,907	20.1%	35,007	17.5%	37,714	21.6%	38,730	25.7%	38,268.4	26.5%					
Belfast City Council	163,800	3.5%	163,750	3.9%	170,476	8.7%	175,592	13.0%	167,361.0	16.9%					
Carrickfergus Borough Council	25,484	7.5%	25,249	8.8%	24,676	14.6%	25,831	15.0%	24,187.7	19.5%					
Castlereagh Borough Council	36,550	4.7%	35,566	12.6%	32,654	22.7%	34,735	33.2%	33,525.1	35.6%					
Down District Council	38,276	11.7%	39,962	13.3%	37,921	16.8%	34,304	29.2%	35,569.1	27.8%					
Larne Borough Council	20,100	5.8%	19,940	8.7%	21,171	14.5%	22,046	23.1%	21,587.0	28.4%					
Lisburn City Council	70,840	8.1%	71,644	8.5%	70,930	13.7%	68,957	21.1%	67,245.1	24.8%					
Newtownabbey Borough Council	49,226	15.0%	49,606	15.4%	46,764	18.0%	51,379	20.9%	52,725.9	22.8%					
North Down Borough Council	52,560	9.3%	53,965	16.2%	55,624	19.8%	56,751	20.1%	57,812.5	26.8%					
<b>arc21</b>	<b>568,182</b>	<b>8.7%</b>	<b>571,250</b>	<b>10.4%</b>	<b>583,505</b>	<b>16.5%</b>	<b>593,192</b>	<b>21.5%</b>	<b>583,746.8</b>	<b>24.8%</b>					
Ballymoney Borough Council	21,563	6.3%	18,876	7.5%	14,765	22.2%	15,188	21.4%	15,922.9	21.9%					
Coleraine Borough Council	40,015	6.2%	43,388	10.6%	46,267	17.8%	44,962	24.0%	43,860.5	22.4%					
Derry City Council	55,305	2.3%	51,925	6.0%	54,922	11.9%	56,324	28.3%	61,173.6	23.6%					
Limavady Borough Council	16,417	3.5%	18,556	11.1%	17,901	24.1%	18,311	33.2%	18,314.1	28.1%					
Magherafelt District Council	27,204	3.8%	22,383	14.4%	22,605	27.4%	23,817	32.1%	24,387.3	32.1%					
Moyle District Council	10,833	1.9%	9,666	4.1%	10,326	9.5%	10,681	18.0%	10,664.2	21.1%					
Strabane District Council	25,817	3.5%	25,273	7.3%	23,396	15.0%	21,457	18.7%	22,687.7	20.3%					
<b>NWRWMG</b>	<b>197,153</b>	<b>4.0%</b>	<b>190,066</b>	<b>25.9%</b>	<b>190,181</b>	<b>17.4%</b>	<b>190,741</b>	<b>26.0%</b>	<b>197,010.2</b>	<b>24.1%</b>					
Armagh City and District Council	28,624	15.9%	31,024	22.8%	30,643	25.7%	29,130	29.1%	29,198.4	35.0%					
Banbridge District Council	24,194	27.1%	26,504	34.5%	26,295	40.0%	26,407	40.7%	26,440.4	44.1%					
Cookstown District Council	19,031	16.5%	19,662	20.0%	20,031	22.4%	21,198	26.8%	21,734.4	28.4%					
Craigavon Borough Council	51,759	14.4%	53,089	21.5%	55,632	21.6%	53,882	25.6%	54,552.5	26.2%					
Dungannon and South Tyrone BC	27,321	10.0%	28,141	12.1%	29,391	19.1%	29,808	19.2%	31,330.4	23.8%					
Fermanagh District Council	32,541	9.6%	33,626	15.8%	36,240	18.9%	37,766	17.7%	40,294.7	24.3%					
Newry + Mourne District Council	44,856	8.7%	44,087	12.3%	50,411	18.2%	51,754	22.7%	53,230.7	25.8%					
Omagh District Council	29,471	8.5%	29,232	11.8%	28,387	17.9%	29,632	15.9%	26,551.8	23.6%					
<b>SWaMP</b>	<b>257,797</b>	<b>13.2%</b>	<b>265,364</b>	<b>6.3%</b>	<b>277,030</b>	<b>22.3%</b>	<b>279,577</b>	<b>24.2%</b>	<b>283,333.3</b>	<b>28.1%</b>					
<b>NI Total</b>	<b>1,023,132</b>	<b>8.9%</b>	<b>1,026,678</b>	<b>12.2%</b>	<b>1,050,716</b>	<b>18.2%</b>	<b>1,063,510</b>	<b>23.0%</b>	<b>1,064,090.3</b>	<b>25.5%</b>					

**Table B1****Household Waste Arisings 2006/07**

	Household Waste Arisings 2006/07 (tonnes)				
	2002	2003	2004/05	2005/06	2006/07
Antrim Borough Council	26,984	21,523	29,187	31,167	32,732
Ards Borough Council	44,127	43,829	47,112	46,079	45,592
Ballymena Borough Council	30,707	33,203	34,860	37,020	35,988
Belfast City Council	139,967	139,624	146,491	152,975	146,402
Carrickfergus Borough Council	23,492	21,042	20,900	22,287	21,536
Castlereagh Borough Council	34,146	32,349	29,521	32,762	31,634
Down District Council	33,174	37,231	30,182	29,538	30,715
Larne Borough Council	16,777	15,677	17,701	19,900	18,789
Lisburn City Council	64,359	65,375	63,527	61,198	59,809
Newtownabbey Borough Council	44,755	44,889	42,079	47,153	48,072
North Down Borough Council	44,299	43,965	46,433	46,390	46,989
<b>ARC21</b>	<b>502,787</b>	<b>498,697</b>	<b>507,992</b>	<b>526,468</b>	<b>518,259</b>
Ballymoney Borough Council	13,296	14,324	13,261	13,326	14,115
Coleraine Borough Council	36,933	39,677	44,261	39,157	38,215
Derry City Council	46,930	43,252	47,335	50,486	55,205
Limavady Borough Council	14,899	17,033	14,358	15,619	16,324
Magherafelt District Council	20,628	17,646	18,498	19,473	20,517
Moyle District Council	9,852	8,639	8,626	7,303	8,467
Strabane District Council	21,964	21,196	20,011	18,505	19,948
<b>NWRWMG</b>	<b>164,501</b>	<b>161,767</b>	<b>166,349</b>	<b>163,869</b>	<b>172,790</b>
Armagh City & District Council	27,169	28,784	28,496	25,959	25,824
Banbridge District Council	22,195	23,528	24,445	24,993	25,310
Cookstown District Council	17,282	17,059	18,073	19,117	18,949
Craigavon Borough Council	46,265	44,526	46,180	47,187	47,726
Dungannon & South Tyrone Borough Council	25,121	25,381	27,883	29,274	29,543
Fermanagh District Council	28,182	29,211	28,744	29,150	32,028
Newry & Mourne District Council	41,597	40,685	45,088	44,861	45,931
Omagh District Council	27,354	28,020	25,919	26,453	22,365
<b>SWaMP</b>	<b>235,165</b>	<b>237,192</b>	<b>244,828</b>	<b>246,994</b>	<b>247,676</b>
NI Total	902,454	897,655	919,169	937,331	938,726

**Table B2**  
Municipal Waste Arisings 2006/07

	Municipal Waste Arisings 2006/07 (tonnes)						
	2002	2003	2004/05	2005/06	2006/07		
Antrim Borough Council	31,327	29,759	35,956	35,919	36,792		
Ards Borough Council	47,112	46,804	49,619	48,948	48,673		
Ballymena Borough Council	32,907	35,007	37,714	38,730	38,268		
Belfast City Council	163,800	163,750	170,476	175,592	167,361		
Carrickfergus Borough Council	25,484	25,249	24,676	25,831	24,188		
Castlereagh Borough Council	36,550	35,566	32,654	34,735	33,525		
Down District Council	38,276	39,962	37,921	34,304	35,569		
Larne Borough Council	20,100	19,940	21,171	22,046	21,587		
Lisburn City Council	70,840	71,644	70,930	68,957	67,245		
Newtownabbey Borough Council	49,226	49,606	46,764	51,379	52,726		
North Down Borough Council	52,560	53,965	55,624	56,751	57,812		
<b>arc21</b>	<b>568,182</b>	<b>571,250</b>	<b>583,505</b>	<b>593,192</b>	<b>583,747</b>		
Ballymoney Borough Council	21,563	18,876	14,765	15,188	15,923		
Coleraine Borough Council	40,015	43,388	46,267	44,962	43,860		
Derry City Council	55,305	51,925	54,922	56,324	61,174		
Limavady Borough Council	16,417	18,556	17,901	18,311	18,314		
Magherafelt District Council	27,204	22,383	22,605	23,817	24,387		
Moyle District Council	10,833	9,666	10,326	10,681	10,664		
Strabane District Council	25,817	25,273	23,396	21,457	22,688		
<b>NWRWVG</b>	<b>197,153</b>	<b>190,066</b>	<b>190,181</b>	<b>190,741</b>	<b>197,010</b>		
Armagh City & District Council	28,624	31,024	30,643	29,130	29,198		
Banbridge District Council	24,194	26,504	26,295	26,407	26,440		
Cookstown District Council	19,031	19,662	20,031	21,198	21,734		
Craigavon Borough Council	51,759	53,089	55,632	53,882	54,553		
Dungannon & South Tyrone Borough Council	27,321	28,141	29,391	29,808	31,330		
Fermanagh District Council	32,541	33,626	36,240	37,766	40,295		
Newry & Mourne District Council	44,856	44,087	50,411	51,754	53,231		
Omagh District Council	29,471	29,232	28,387	29,632	26,552		
<b>SWaMP</b>	<b>257,797</b>	<b>265,364</b>	<b>277,030</b>	<b>279,577</b>	<b>283,333</b>		
<b>NI Total</b>	<b>1,023,132</b>	<b>1,026,678</b>	<b>1,050,716</b>	<b>1,063,510</b>	<b>1,064,090</b>		

**Table B3****Waste Per Household 2006/07**

Council:	Waste Per Household 2006/07 (tonnes)				HH waste per week(KG)
	Household waste arisings(tons)	No of households	HH Waste per household (tons) per year	HH waste per household (tons) per year	
Antrim Borough Council	32,731.72	18,907	1.73		33.29
Ards Borough Council	45,592.00	31,297	1.46		28.01
Ballymena Borough Council	35,988.42	23,788	1.51		29.09
Belfast City Council	146,402.00	119,607	1.22		23.54
Carrickfergus Borough Council	21,535.64	15,614	1.38		26.52
Castlereagh Borough Council	31,634.39	27,541	1.15		22.09
Down District Council	30,714.89	25,374	1.21		23.28
Larne Borough Council	18,789.07	13,277	1.42		27.21
Lisburn City Council	59,809.28	43,843	1.36		26.23
Newtownabbey Borough Council	48,072.20	32,969	1.46		28.04
North Down Borough Council	46,989.18	32,904	1.43		27.46
<b>ARC21</b>	<b>518,258.78</b>	<b>385,121</b>	<b>1.35</b>		<b>25.88</b>
Ballymoney Borough Council	14,114.75	11,093	1.27		24.47
Coleraine Borough Council	38,214.94	25,253	1.51		29.10
Derry City Council	55,204.78	38,286	1.44		27.73
Limavady Borough Council	16,324.12	11,900	1.37		26.38
Magherafelt District Council	20,517.04	14,437	1.42		27.33
Moyle District Council	8,466.80	7,139	1.19		22.81
Strabane District Council	19,947.96	14,282	1.40		26.86
<b>NWRWVG</b>	<b>172,790.39</b>	<b>122,390.00</b>	<b>1.41</b>		<b>27.15</b>
Armagh City & District Council	25,824.40	20,365	1.27		24.39
Banbridge District Council	25,310.21	17,557	1.44		27.72
Cookstown District Council	18,949.38	12,341	1.54		29.53
Craigavon Borough Council	47,725.53	34,704	1.38		26.45
Dungannon & South Tyrone BC	29,542.82	18,511	1.60		30.69
Fermanagh District Council	32,027.57	23,435	1.37		26.28
Newry & Mourne District Council	45,931.06	33,660	1.36		26.24
Omagh District Council	22,365.40	18,077	1.24		23.79
<b>SWaMP</b>	<b>247,676.36</b>	<b>178,650.00</b>	<b>1.39</b>		<b>26.66</b>
<b>NI TOTALS</b>	<b>938,725.53</b>	<b>686,161.00</b>	<b>1.37</b>		<b>26.31</b>

**Table B4**  
**HOUSEHOLD WASTE ARISING PER QUARTER**

	HOUSEHOLD WASTE ARISING PER QUARTER							2006/07 Total
	April - June	July - Sept	Oct - Dec	Jan - Mar				
Antrim Borough Council	8,594.74	8,457.99	7,585.76	8,093.23			32,731.72	
Ards Borough Council	12,357.00	12,182.00	10,065.00	10,988.00			45,592.00	
Ballymena Borough Council	9,501.81	9,420.07	8,639.00	8,427.55			35,988.42	
Belfast City Council	38,754.00	37,434.00	35,105.00	35,109.00			146,402.00	
Carrickfergus Borough Council	5,912.77	5,670.05	5,064.41	4,888.41			21,535.64	
Castlereagh Borough Council	8,301.86	8,682.62	7,387.24	7,262.67			31,634.39	
Down District Council	8,029.94	7,628.69	7,241.40	7,814.86			30,714.89	
Larne Borough Council	5,449.75	4,939.82	4,196.65	4,202.85			18,789.07	
Lisburn City Council	16,251.32	16,285.67	14,041.24	13,231.04			59,809.28	
Newtownabbey Borough Council	13,926.09	12,876.31	11,394.04	9,875.76			48,072.20	
North Down Borough Council	12,634.60	12,319.33	11,259.79	10,775.47			46,989.18	
<b>ARC21</b>	<b>139,713.88</b>	<b>135,896.55</b>	<b>121,979.53</b>	<b>120,668.83</b>			<b>518,258.78</b>	
Ballymoney Borough Council	3,285.87	4,058.21	3,371.16	3,399.51			14,114.75	
Coleraine Borough Council	9,939.26	10,767.12	8,431.43	9,077.13			38,214.94	
Derry City Council	13,827.07	13,505.71	13,863.58	14,008.42			55,204.78	
Limavady Borough Council	4,662.72	3,895.55	3,680.67	4,085.18			16,324.12	
Magherafelt District Council	5,397.51	5,256.29	4,943.05	4,920.19			20,517.04	
Moyle District Council	2,357.89	2,318.70	1,838.90	1,951.31			8,466.80	
Strabane District Council	5,133.88	5,113.85	4,773.15	4,927.09			19,947.96	
<b>NWRWVG</b>	<b>44,604.20</b>	<b>44,915.43</b>	<b>40,901.94</b>	<b>42,368.82</b>			<b>172,790.39</b>	
Armagh City & District Council	6,996.54	6,547.12	6,080.21	6,200.53			25,824.40	
Banbridge District Council	7,148.86	6,587.75	5,894.38	5,679.22			25,310.21	
Cookstown District Council	4,969.80	4,765.30	4,571.53	4,642.75			18,949.38	
Craigavon Borough Council	13,080.70	12,625.03	11,332.34	10,687.45			47,725.53	
Dungannon & South Tyrone Borough Council	7,721.73	7,886.55	6,990.74	6,943.80			29,542.82	
Fermanagh District Council	8,970.80	7,609.29	7,279.03	8,168.45			32,027.57	
Newry & Mourne District Council	11,868.69	11,757.13	11,159.07	11,146.17			45,931.06	
Omagh District Council	5,710.91	6,064.85	5,283.70	5,305.94			22,365.40	
<b>SWaMP</b>	<b>66,468.04</b>	<b>63,843.01</b>	<b>58,591.00</b>	<b>58,774.31</b>			<b>247,676.36</b>	
<b>NI Total</b>	<b>250,786.12</b>	<b>244,654.98</b>	<b>221,472.47</b>	<b>221,811.96</b>			<b>938,725.53</b>	

**Table B5**  
MUNICIPAL WASTE ARISING PER QUARTER FOR 2006/07

	MUNICIPAL WASTE ARISING PER QUARTER FOR 2006/07						2006/07 Total
	April - June	July - Sept	Oct - Dec	Jan - Mar			
Antrim Borough Council	9,885.04	9,665.49	8,506.26	8,735.26			36,792.05
Ards Borough Council	13,137.00	12,930.00	10,748.00	11,858.00			48,673.00
Ballymena Borough Council	10,071.81	9,990.07	9,209.00	8,997.55			38,268.42
Belfast City Council	44,114.00	41,907.00	41,226.00	40,114.00			167,361.00
Carrickfergus Borough Council	6,668.62	6,400.78	5,650.15	5,468.14			24,187.68
Castlereagh Borough Council	8,946.35	9,202.32	7,788.08	7,588.32			33,525.07
Down District Council	9,505.31	8,953.55	8,508.40	8,601.86			35,569.12
Larne Borough Council	5,950.81	5,878.10	5,071.05	4,687.07			21,587.03
Lisburn City Council	18,435.36	18,131.65	16,004.86	14,673.23			67,245.11
Newtownabbey Borough Council	15,059.16	14,192.33	12,430.02	11,044.36			52,725.87
North Down Borough Council	15,487.64	15,303.59	13,817.59	13,203.64			57,812.46
<b>ARC21</b>	<b>157,261.09</b>	<b>152,554.88</b>	<b>138,959.41</b>	<b>134,971.42</b>			<b>583,746.80</b>
Ballymoney Borough Council	3,771.97	4,521.21	3,820.20	3,809.51			15,922.89
Coleraine Borough Council	11,590.42	11,251.74	9,952.25	11,066.05			43,860.46
Derry City Council	15,329.07	14,993.99	15,314.66	15,535.83			61,173.55
Limavady Borough Council	5,565.68	4,002.84	4,532.62	4,212.98			18,314.12
Magherafelt District Council	6,476.55	6,255.04	5,865.23	5,790.45			24,387.27
Moyle District Council	2,902.50	3,068.98	2,394.84	2,297.84			10,664.17
Strabane District Council	5,804.58	5,856.11	5,457.77	5,569.28			22,687.73
<b>NWRW/MG</b>	<b>51,440.77</b>	<b>49,949.91</b>	<b>47,337.58</b>	<b>48,281.93</b>			<b>197,010.18</b>
Armagh City & District Council	7,912.48	7,423.05	6,848.87	7,013.95			29,198.35
Banbridge District Council	7,389.92	6,837.13	6,105.22	6,108.15			26,440.43
Cookstown District Council	5,484.35	5,259.66	5,424.31	5,566.11			21,734.43
Craigavon Borough Council	14,598.70	14,512.03	12,942.34	12,499.45			54,552.53
Dungannon & South Tyrone Borough Council	7,845.93	8,272.29	7,620.17	7,592.04			31,330.43
Fermanagh District Council	11,124.82	9,727.21	9,317.94	10,124.69			40,294.66
Newry & Mourne District Council	13,884.39	13,706.09	12,907.07	12,733.13			53,230.68
Omagh District Council	6,550.69	6,910.97	6,493.12	6,596.99			26,551.77
<b>SWaMP</b>	<b>74,791.29</b>	<b>72,648.43</b>	<b>67,659.04</b>	<b>68,234.51</b>			<b>283,333.27</b>
NI Total	283,493.15	275,153.21	253,956.03	251,487.87			1,064,090.25

**Table B6**  
Household Waste Landfilled

	Household Waste Landfilled		
	Total Household Waste Arisings (tonnes)	Household Waste Landfilled	% of Household waste Landfilled
Antrim Borough Council	32,731.72	17,268.10	52.76%
Ards Borough Council	45,592.00	33,985.99	74.54%
Ballymena Borough Council	35,988.42	25,856.27	71.85%
Belfast City Council	146,402.00	118,653.15	81.05%
Carrickfergus Borough Council	21,535.64	16,821.51	78.11%
Castlereagh Borough Council	31,634.39	20,534.33	64.91%
Down District Council	30,714.89	20,838.30	67.84%
Larne Borough Council	18,789.07	12,846.78	68.37%
Lisburn City Council	59,809.28	45,078.47	75.37%
Newtownabbey Borough Council	48,072.20	36,156.43	75.21%
North Down Borough Council	46,989.18	31,358.86	66.74%
<b>ARC21</b>	<b>518,258.78</b>	<b>379,398.19</b>	<b>73.21%</b>
Ballymoney Borough Council	14,114.75	10,621.37	75.25%
Coleraine Borough Council	38,214.94	28,404.81	74.33%
Derry City Council	55,204.78	41,751.83	75.63%
Limavady Borough Council	16,324.12	11,670.31	71.49%
Magherafelt District Council	20,517.04	13,281.81	64.74%
Moyle District Council	8,466.80	6,220.87	73.47%
Strabane District Council	19,947.96	15,397.06	77.19%
<b>NWRW/MG</b>	<b>172,790.39</b>	<b>127,348.05</b>	<b>73.70%</b>
Armagh City & District Council	25,824.40	17,346.50	67.17%
Banbridge District Council	25,310.21	13,759.20	54.36%
Cookstown District Council	18,949.38	12,943.78	68.31%
Craigavon Borough Council	47,725.53	33,425.62	70.04%
Dungannon & South Tyrone Borough Council	29,542.82	22,179.14	75.07%
Fermanagh District Council	32,027.57	23,029.85	71.91%
Newry & Mourne District Council	45,931.06	33,149.26	72.17%
Omagh District Council	22,365.40	16,114.79	72.05%
<b>SWaMP</b>	<b>247,676.36</b>	<b>171,948.14</b>	<b>69.42%</b>
NI Total	938,725.53	678,694.38	72.30%

**Table B7**  
MUNICIPAL WASTE LANDFILLED

	MUNICIPAL WASTE LANDFILLED		
	Total Municipal Waste Arisings (tonnes)	Municipal Waste Landfilled(tonnes)	% of Municipal Waste Landfilled
Antrim Borough Council	36,792.05	19,414.26	52.77%
Ards Borough Council	48,673.00	36,745.00	75.49%
Ballymena Borough Council	38,268.42	28,136.06	73.52%
Belfast City Council	167,361.00	139,040.00	83.08%
Carrickfergus Borough Council	24,187.68	19,473.46	80.51%
Castlereagh Borough Council	33,525.07	21,523.91	64.20%
Down District Council	35,569.12	25,665.65	72.16%
Larne Borough Council	21,587.03	15,458.94	71.61%
Lisburn City Council	67,245.11	50,544.20	75.16%
Newtownabbey Borough Council	52,725.87	40,706.57	77.20%
North Down Borough Council	57,812.46	37,941.41	65.63%
<b>ARC21</b>	<b>583,746.80</b>	<b>434,649.46</b>	<b>74.46%</b>
Ballymoney Borough Council	15,922.89	12,372.72	77.70%
Coleraine Borough Council	43,860.46	34,042.37	77.62%
Derry City Council	61,173.55	46,752.36	76.43%
Limavady Borough Council	18,314.12	13,170.70	71.92%
Magherafelt District Council	24,387.27	16,399.58	67.25%
Moyle District Council	10,664.17	8,418.31	78.94%
Strabane District Council	22,687.73	18,092.83	79.75%
<b>NWRWMG</b>	<b>197,010.18</b>	<b>149,248.86</b>	<b>75.76%</b>
Armagh City & District Council	29,198.35	18,989.83	65.04%
Banbridge District Council	26,440.43	14,645.90	55.39%
Cookstown District Council	21,734.43	15,073.02	69.35%
Craigavon Borough Council	54,552.53	40,253.22	73.79%
Dungannon & South Tyrone Borough Council	31,330.43	23,872.47	76.20%
Fermanagh District Council	40,294.66	30,418.67	75.49%
Newry & Mourne District Council	53,230.68	39,513.02	74.23%
Omagh District Council	26,551.77	20,286.82	76.40%
<b>SWaMP</b>	<b>283,333.27</b>	<b>203,052.95</b>	<b>71.67%</b>
NI Total	1,064,090.25	786,951.28	73.96%

Table C1

Materials Collected at Kerbside for Recycling 2006/07

	Materials Collected at Kerbside for Recycling 2006/07										
	All Glass	Paper and Card	Electrical & White Goods	Green/compostable Waste	Cans (Alu & Steel)	Plastics	Other materials	Co-Mingled Materials	Textile & Footwear	other scrap metal	Books Aluminium foil and Fluorescent Tubes
Antrim Borough Council	0	2,174	0	2,949	53	125	0	0	0	0	5,301
Ards Borough Council	0	2,189	0	4,836	59	140	0	161	0	0	7,385
Ballymena Borough Council	535	1,701	0	0	52	143	0	0	44	0	2,475
Belfast City Council	435	10,517	0	5,491	363	735	0	0	42	0	17,583
Carrickfergus Borough Council	478	894	0	1,114	48	129	0	0	44	0	2,715
Castlereagh Borough Council	718	2,757	65	3,902	106	248	0	0	21	52	7,876
Down District Council	0	3,864	51	2,687	75	254	0	0	0	0	6,931
Larne Borough Council	0	1,710	0	1,638	46	110	76	0	0	0	3,592
Lisburn City Council	0	5,370	0	5,048	145	344	395	0	0	0	11,302
Newtownabbey Borough Council	858	2,544	0	3,125	85	228	0	0	71	0	6,911
North Down Borough Council	0	4,608	0	2,788	123	296	0	0	0	0	7,815
<b>ARC21</b>	<b>3,025</b>	<b>38,328</b>	<b>116</b>	<b>33,577</b>	<b>1,155</b>	<b>2,753</b>	<b>471</b>	<b>161</b>	<b>222</b>	<b>52</b>	<b>79,886</b>
Ballymoney Borough Council	0	1,201	0	0	92	231	0	0	0	0	1,524
Coleraine Borough Council	0	2,214	0	0	152	485	182	0	0	0	3,033
Derry City Council	0	3,974	0	0	408	607	648	0	0	0	5,638
Limavady Borough Council	0	1,397	0	0	141	215	213	0	0	0	1,966
Magherafelt District Council	0	1,780	0	1,859	169	339	133	0	0	0	4,280
Moyle District Council	0	391	0	0	27	87	38	0	0	0	543
Strabane District Council	0	1,479	0	0	145	313	0	146	0	0	2,083
<b>NWRWMG</b>	<b>0</b>	<b>12,436</b>	<b>0</b>	<b>1,859</b>	<b>1,136</b>	<b>2,276</b>	<b>1,214</b>	<b>146</b>	<b>0</b>	<b>0</b>	<b>19,067</b>
Armagh City + District Council	821	1,329	0	2,671	132	242	0	0	50	0	5,245
Banbridge District Council	595	979	0	4,976	111	190	0	0	0	0	6,851
Cookstown District Council	0	1,608	0	646	80	289	164	0	0	0	2,786
Craigavon Borough Council	0	4,578	0	670	156	467	585	0	0	0	6,457
Dungannon + South Tyrone BC	0	2,147	0	1,356	111	403	245	0	0	0	4,261
Fermanagh District Council	0	2,371	0	0	223	384	445	0	0	0	3,423
Newry + Mourne District Council	0	2,765	0	2,219	233	179	0	342	0	0	5,737
Omagh District Council	0	2,254	0	676	127	417	248	0	0	0	3,723
<b>SWaMP</b>	<b>1,416</b>	<b>18,031</b>	<b>0</b>	<b>13,213</b>	<b>1,174</b>	<b>2,571</b>	<b>1,687</b>	<b>342</b>	<b>50</b>	<b>0</b>	<b>38,483</b>
Total NI	4,441	68,794	116	48,649	3,464	7,600	3,372	649	272	52	137,436

**Table C2: Materials Collected at Civic Amenity Sites for Recycling 2006/07**

	Materials Collected at Civic Amenity Sites for Recycling 2006/07															
	All Glass	Paper and Card	Electrical & White Goods	Batteries	Green/ compostable Waste	Cans(Alu & Steel)	Plastics	Mineral & Veg Oil	Other materials	Textile & Footwear	other scrap metal	Wood	Rubble	Paint	Books Aluminium foil and Flourescant Tubes	
Antrim BC	347	185	197	25	5,403	4	0	0	1,460	92	682	1,733	1,915	0	0	12,044
Ards BC	483	196	306	68	1,825	7	8	36	0	76	1,045	133	0	10	10	4,203
Ballymena BC	0	144	239	9	4,612	0	0	13	0	0	192	2,148	0	2	0	7,359
Belfast CC	962	1,247	1,492	38	2,833	19	41	18	51	302	994	2,623	0	35	9	10,664
Carrickfergus BC	23	16	333	18	875	1	0	37	32	10	406	0	0	28	1	1,781
Castlereagh BC	226	361	390	15	1,372	4	9	12	11	5	272	347	898	29	2	3,953
Down DC	0	74	171	10	924	0	0	7	0	0	485	512	0	47	0	2,231
Larne BC	97	144	141	18	917	1	1	8	44	31	342	602	0	2	1	2,350
Lisburn CC	292	176	428	33	1,339	2	2	18	39	110	754	207	1,969	7	1	5,378
Newtownabbey BC	126	310	200	34	3,272	5	14	19	0	54	831	99	0	38	5	5,006
North Down BC	610	144	350	39	4,020	4	6	28	0	78	1,148	1,540	0	15	1	7,982
<b>ARC21</b>	<b>3,167</b>	<b>2,997</b>	<b>4,247</b>	<b>305</b>	<b>27,392</b>	<b>48</b>	<b>80</b>	<b>195</b>	<b>1,637</b>	<b>758</b>	<b>7,152</b>	<b>9,943</b>	<b>4,782</b>	<b>214</b>	<b>31</b>	<b>62,950</b>
Ballymoney BC	72	27	74	17	1,341	0	6	14	3	17	344	0	0	0	2	1,918
Coleraine BC	309	214	307	40	4,300	2	3	0	0	66	391	839	8	19	6	6,503
Derry CC	409	534	402	16	520	7	14	29	365	136	1,312	4,100	969	9	1	8,821
Limavady BC	66	55	84	4	747	0	4	7	63	29	335	1,388	326	14	1	3,124
Magherafelt DC	181	322	164	33	1,238	5	19	18	3	96	387	519	568	6	1	3,560
Moyle DC	15	13	24	8	1,021	0	1	6	1	4	97	372	0	1	0	1,565
Strabane DC	0	84	66	14	1,022	0	0	13	8	0	212	605	0	0	0	2,023
<b>NWRW/MG</b>	<b>1,051</b>	<b>1,250</b>	<b>1,121</b>	<b>132</b>	<b>10,190</b>	<b>14</b>	<b>47</b>	<b>86</b>	<b>443</b>	<b>348</b>	<b>3,078</b>	<b>7,823</b>	<b>1,871</b>	<b>48</b>	<b>11</b>	<b>27,513</b>
Armagh City + DC	138	568	126	31	1,207	3	16	14	0	29	164	601	1,316	9	2	4,224
Banbridge DC	526	934	237	25	2,383	0	26	10	25	0	286	119	48	0	1	4,621
Cookstown DC	103	240	109	23	1,635	1	1	18	2	40	154	770	17	0	0	3,112
Craigavon BC	343	291	231	55	4,860	2	5	41	1	119	707	1,599	0	49	2	8,303
Dungannon + South Tyrone BC	161	267	189	43	1,602	1	0	13	0	61	340	514	0	0	1	3,191
Fermanagh DC	128	561	120	25	3,396	2	119	13	16	25	241	739	0	1	1	5,388
Newry + Mourne DC	1,008	619	804	45	2,678	68	93	20	160	258	504	740	937	17	1	7,951
Omagh DC	188	55	80	13	1,761	1	0	10	1	15	262	82	0	3	1	2,472
<b>SWaMP</b>	<b>2,595</b>	<b>3,535</b>	<b>1,895</b>	<b>260</b>	<b>19,521</b>	<b>77</b>	<b>260</b>	<b>139</b>	<b>205</b>	<b>546</b>	<b>2,658</b>	<b>5,164</b>	<b>2,317</b>	<b>79</b>	<b>8</b>	<b>39,261</b>
Total NI	6,812	7,782	7,263	697	57,103	139	387	421	2,285	1,652	12,889	22,930	8,971	341	50	129,724

**Table C3**  
**Materials Collected at Bring Site for Recycling 2006/07**

	Materials Collected at Bring Site for Recycling 2006/07						
	All Glass	Paper and Card	Cans(Alu & Steel)	Plastics	Textile & Footwear	Books Aluminium foil and Fluorescent Tubes	
Antrim BC	106	0	1	0	46	0	154
Ards BC	177	0	2	0	19	0	198
Ballymena BC	154	65	4	0	73	3	299
Belfast CC	140	44	1	5	102	0	292
Carrickfergus BC	69	101	2	0	46	0	218
Castlereagh BC	164	0	2	2	15	0	183
Down DC	841	0	8	1	96	0	945
Larne BC	134	21	1	1	27	0	184
Lisburn CC	455	71	5	0	159	0	690
Newtownabbey BC	0	0	0	0	0	0	0
North Down BC	186	15	6	0	0	0	207
<b>ARC21</b>	<b>2,427</b>	<b>317</b>	<b>33</b>	<b>8</b>	<b>583</b>	<b>3</b>	<b>3,371</b>
Ballymoney BC	83	22	0	0	21	0	125
Coleraine BC	307	92	1	2	62	0	465
Derry CC	387	0	3	0	85	0	474
Limavady BC	46	0	0	0	48	0	93
Magherafelt DC	54	9	3	0	31	0	96
Moyle DC	112	18	4	0	41	0	176
Strabane DC	326	170	8	0	0	0	504
<b>NWRWMG</b>	<b>1,314</b>	<b>311</b>	<b>19</b>	<b>2</b>	<b>286</b>	<b>0</b>	<b>1,933</b>
Armagh City + DC	85	119	1	0	31	0	236
Banbridge DC	0	0	0	0	0	0	0
Cookstown DC	212	18	1	0	72	0	303
Craigavon BC	124	0	1	0	0	0	125
Dungannon + South Tyrone BC	131	0	1	0	25	0	157
Fermanagh DC	378	89	3	0	23	0	493
Newry + Mourne DC	0	371	0	0	0	0	371
Omagh DC	150	24	2	0	77	0	253
<b>SWaMP</b>	<b>1,080</b>	<b>621</b>	<b>8</b>	<b>0</b>	<b>227</b>	<b>0</b>	<b>1,937</b>
Total NI	4,822	1,248	61	11	1,096	3	7,241

**Table C4****Materials Collected at Civic Amenity and Bring Sites 2006/07**

	Materials Collected at Civic Amenity and Bring Sites 2006/07						
	All Glass	Paper and Card	Electrical & White Goods	Batteries	Green/compostable Waste	Cans(Alu & Steel)	Plastics
Antrim Borough Council	453	185	197	25	5,403	5	0
Ards Borough Council	660	196	306	68	1,825	9	8
Ballymena Borough Council	154	209	239	9	4,612	4	0
Belfast City Council	1,102	1,291	1,492	38	2,833	20	46
Carrickfergus Borough Council	93	117	333	18	875	3	0
Castlereagh Borough Council	390	361	390	15	1,372	7	10
Down District Council	841	74	171	10	924	8	1
Larne Borough Council	232	165	141	18	917	3	2
Lisburn City Council	748	247	428	33	1,339	8	2
Newtownabbey Borough Council	126	310	200	34	3,272	5	14
North Down Borough Council	796	159	350	39	4,020	9	6
<b>ARC21</b>	<b>5,594</b>	<b>3,313</b>	<b>4,247</b>	<b>305</b>	<b>27,392</b>	<b>81</b>	<b>88</b>
Ballymoney Borough Council	154	49	74	17	1,341	1	6
Coleraine Borough Council	616	306	307	40	4,300	3	5
Derry City Council	795	534	402	16	520	9	14
Limavady Borough Council	111	55	84	4	747	0	4
Magherafelt District Council	235	331	164	33	1,238	8	19
Moyle District Council	128	32	24	8	1,021	4	1
Strabane District Council	326	254	66	14	1,022	8	0
<b>NWRWVG</b>	<b>2,365</b>	<b>1,561</b>	<b>1,121</b>	<b>132</b>	<b>10,190</b>	<b>33</b>	<b>49</b>
Armagh City + District Council	224	687	126	31	1,207	4	16
Banbridge District Council	526	934	237	25	2,383	0	26
Cookstown District Council	315	258	109	23	1,635	2	2
Craigavon Borough Council	466	291	231	55	4,860	3	5
Dungannon + South Tyrone BC	292	267	189	43	1,602	2	0
Fermanagh District Council	506	649	120	25	3,396	5	119
Newry + Mourne District Council	1,008	990	804	45	2,678	68	93
Omagh District Council	338	80	80	13	1,761	2	0
<b>SWaMP</b>	<b>3,675</b>	<b>4,156</b>	<b>1,895</b>	<b>260</b>	<b>19,521</b>	<b>86</b>	<b>261</b>
	11,634	9,030	7,263	697	57,103	200	398

**Table C4 cont:****Materials Collected at Civic Amneity and Bring Sites 2006/07**

<b>Materials Collected at Civic Amneity and Bring Sites 2006/07</b>								
<b>Mineral &amp; Veg Oil</b>	<b>Other materials</b>	<b>Textile &amp; Footwear</b>	<b>other scrap metal</b>	<b>Wood</b>	<b>Rubble</b>	<b>Paint</b>	<b>Books Aluminium foil and Flourescant Tubes</b>	
0	1,460	138	682	1,733	1,915	0	0	12,198
36	0	95	1,045	133	0	10	10	4,401
13	0	73	192	2,148	0	2	3	7,657
18	51	404	994	2,623	0	35	9	10,956
37	32	55	406	0	0	28	1	1,999
12	11	21	272	347	898	29	2	4,136
7	0	96	485	512	0	47	0	3,175
8	44	57	342	602	0	2	1	2,534
18	39	269	754	207	1,969	7	1	6,069
19	0	54	831	99	0	38	5	5,006
28	0	78	1,148	1,540	0	15	1	8,189
<b>195</b>	<b>1,637</b>	<b>1,341</b>	<b>7,152</b>	<b>9,943</b>	<b>4,782</b>	<b>214</b>	<b>34</b>	<b>66,321</b>
14	3	38	344	0	0	0	2	2,043
0	0	128	391	839	8	19	6	6,968
29	365	221	1,312	4,100	969	9	1	9,295
7	63	76	335	1,388	326	14	1	3,217
18	3	126	387	519	568	6	1	3,656
6	1	45	97	372	0	1	0	1,740
13	8	0	212	605	0	0	0	2,526
<b>86</b>	<b>443</b>	<b>634</b>	<b>3,078</b>	<b>7,823</b>	<b>1,871</b>	<b>48</b>	<b>11</b>	<b>29,446</b>
14	0	60	164	601	1,316	9	2	4,460
10	25	0	286	119	48	0	1	4,621
18	2	112	154	770	17	0	0	3,415
41	1	119	707	1,599	0	49	2	8,428
13	0	85	340	514	0	0	1	3,348
13	16	48	241	739	0	1	1	5,880
20	160	258	504	740	937	17	1	8,322
10	1	92	262	82	0	3	1	2,725
<b>139</b>	<b>205</b>	<b>774</b>	<b>2,658</b>	<b>5,164</b>	<b>2,317</b>	<b>79</b>	<b>8</b>	<b>41,198</b>
421	2,285	2,749	12,889	22,930	8,971	341	53	136,964

**Table C5**

Materials collected at Civic Amenity, Bring Site and Kerbside for Recycling 2006/07

	Materials collected at Civic Amenity, Bring Site and Kerbside for Recycling 2006/07						
	All Glass	Paper and Card	Electrical & White Goods	Batteries	Green/compostable Waste	Cans (Alu & Steel)	Plastics
Antrim Borough Council	453	2,359	197	25	8,352	58	125
Ards Borough Council	660	2,385	306	68	6,661	68	148
Ballymena Borough Council	689	1,910	239	9	4,612	57	143
Belfast City Council	1,537	11,808	1,492	38	8,324	383	781
Carrickfergus Borough Council	571	1,011	333	18	1,989	51	129
Castlereagh Borough Council	1,109	3,118	455	15	5,274	113	258
Down District Council	841	3,938	222	10	3,611	82	255
Larne Borough Council	232	1,875	141	18	2,555	49	111
Lisburn City Council	748	5,616	428	33	6,387	152	346
Newtownabbey Borough Council	984	2,854	200	34	6,396	90	242
North Down Borough Council	796	4,766	350	39	6,808	133	302
<b>ARC21</b>	<b>8,619</b>	<b>41,641</b>	<b>4,362</b>	<b>305</b>	<b>60,970</b>	<b>1,236</b>	<b>2,841</b>
Ballymoney Borough Council	154	1,250	74	17	1,341	93	236
Coleraine Borough Council	616	2,520	307	40	4,300	155	490
Derry City Council	795	4,508	402	16	520	418	621
Limavady Borough Council	111	1,453	84	4	747	141	219
Magherafelt District Council	235	2,111	164	33	3,097	178	358
Moyle District Council	128	423	24	8	1,021	31	88
Strabane District Council	326	1,733	66	14	1,022	153	313
<b>NWRWMG</b>	<b>2,365</b>	<b>13,997</b>	<b>1,121</b>	<b>132</b>	<b>12,048</b>	<b>1,168</b>	<b>2,326</b>
Armagh City + District Council	1,045	2,016	126	31	3,878	136	258
Banbridge District Council	1,121	1,913	237	25	7,359	111	216
Cookstown District Council	315	1,865	109	23	2,281	82	290
Craigavon Borough Council	466	4,869	231	55	5,530	159	472
Dungannon + South Tyrone BC	292	2,414	189	43	2,957	113	403
Fermanagh District Council	506	3,020	120	25	3,396	228	503
Newry + Mourne District Council	1,008	3,755	804	45	4,897	300	272
Omagh District Council	338	2,333	80	13	2,437	130	417
<b>SWaMP</b>	<b>5,091</b>	<b>22,186</b>	<b>1,895</b>	<b>260</b>	<b>32,734</b>	<b>1,259</b>	<b>2,832</b>
	16,075	77,824	7,378	697	105,752	3,664	7,998

**Table C5 cont:**

Materials collected at Civic Amenity, Bring Site and Kerbside for Recycling 2006/07

<b>Materials collected at Civic Amenity, Bring Site and Kerbside for Recycling 2006/07</b>									
<b>Mineral &amp; Veg Oil</b>	<b>Other materials</b>	<b>Co-Mingled Materials</b>	<b>Textile &amp; Footwear</b>	<b>other scrap metal</b>	<b>Wood</b>	<b>Rubble</b>	<b>Paint</b>	<b>Books</b>	
0	1,460	0	138	682	1,733	1,915	0	0	17,499
36	0	161	95	1,045	133	0	10	10	11,786
13	0	0	117	192	2,148	0	2	3	10,132
18	51	0	446	994	2,623	0	35	9	28,539
37	32	0	100	406	0	0	28	9	4,714
12	11	0	42	324	347	898	29	8	12,013
7	0	0	96	485	512	0	47	0	10,106
8	120	0	57	342	602	0	2	14	6,126
18	435	0	269	754	207	1,969	7	1	17,371
19	0	0	125	831	99	0	38	5	11,917
28	0	0	78	1,148	1,540	0	15	1	16,004
<b>195</b>	<b>2,109</b>	<b>161</b>	<b>1,563</b>	<b>7,204</b>	<b>9,943</b>	<b>4,782</b>	<b>214</b>	<b>62</b>	<b>146,207</b>
14	3	0	38	344	0	0	0	2	3,566
0	182	0	128	391	839	8	19	6	10,000
29	1,014	0	221	1,312	4,100	969	9	1	14,933
7	275	0	76	335	1,388	326	14	1	5,184
18	136	0	126	387	519	568	6	1	7,936
6	39	0	45	97	372	0	1	0	2,284
13	8	146	0	212	605	0	0	0	4,609
<b>86</b>	<b>1,657</b>	<b>146</b>	<b>634</b>	<b>3,078</b>	<b>7,823</b>	<b>1,871</b>	<b>48</b>	<b>11</b>	<b>48,512</b>
14	0	0	110	164	601	1,316	9	2	9,705
10	25	0	0	286	119	48	0	1	11,472
18	166	0	112	154	770	17	0	0	6,201
41	586	0	119	707	1,599	0	49	2	14,885
13	245	0	85	340	514	0	0	1	7,609
13	461	0	48	241	739	0	1	1	9,303
20	160	342	258	504	740	937	17	1	14,060
10	249	0	92	262	82	0	3	1	6,448
<b>139</b>	<b>1,892</b>	<b>342</b>	<b>824</b>	<b>2,658</b>	<b>5,164</b>	<b>2,317</b>	<b>79</b>	<b>8</b>	<b>79,681</b>
421	5,658	649	3,021	12,941	22,930	8,971	341	81	274,401

**Table D1****Biodegradable Municipal Waste to Landfill 2006/07 (tonnes)**

District Council	Biodegradable Municipal Waste to Landfill 2006/07 (tonnes)				% of available allowances Utilised
	Allocation	Available Allowances after transfers	"Total BMW to landfill for scheme year"	"Allowance Balance (after utilisation)"	
Antrim Borough Council	18936	18,936	12,402	6,534	65.5%
Ards Borough Council	28862	28,862	25,046	3,816	86.8%
Ballymena Borough Council	22835	22,835	18,439	4,396	80.7%
Belfast City Council	102992	102,992	96,063	6,929	93.3%
Carrickfergus Borough Council	14843	14,843	14,116	727	95.1%
Castlereagh Borough Council	25385	25,385	14,450	10,935	56.9%
Down District Council	25344	25,344	17,382	7,962	68.6%
Larne Borough Council	11862	11,862	10,259	1,603	86.5%
Lisburn City Council	42207	42,207	34,186	8,021	81.0%
Newtownabbey Borough Council	30901	30,901	28,024	2,877	90.7%
North Down Borough Council	29606	29,606	25,257	4,349	85.3%
<b>ARC21</b>	<b>353,773</b>	<b>353,773</b>	<b>295,624</b>	<b>58,149</b>	<b>83.6%</b>
Ballymoney Borough Council	10,889	9,059	8,724	335	96.3%
Coleraine Borough Council	21,586	23,416	23,411	5	100.0%
Derry City Council	41,103	41,103	33,509	7,594	81.5%
Limavady Borough Council	13,074	13,074	9,200	3,874	70.4%
Magherafelt District Council	15,863	15,863	10,977	4,886	69.2%
Moyle District Council	6,334	6,334	5,739	595	90.6%
Strabane District Council	14,896	14,896	12,697	2,199	85.2%
<b>NWRWVG</b>	<b>123,745</b>	<b>123,745</b>	<b>104,257</b>	<b>19,488</b>	<b>84.3%</b>
Armagh City + District Council	21,394	21,394	13,715	7,679	64.1%
Banbridge District Council	16,824	16,824	9,110	7,714	54.1%
Cookstown District Council	12,920	12,920	9,977	2,943	77.2%
Craigavon Borough Council	31,763	31,763	24,191	7,572	76.2%
Dungannon + South Tyrone BC	18,793	18,793	16,223	2,570	86.3%
Fermanagh District Council	22,557	22,557	21,117	1,440	93.6%
Newry + Mourne District Council	34,731	34,731	27,608	7,123	79.5%
Omagh District Council	19,047	19,047	13,894	5,153	72.9%
<b>SWaMP</b>	<b>178,029</b>	<b>178,029</b>	<b>135,835</b>	<b>42,194</b>	<b>76.3%</b>
<b>NI Total</b>	<b>655,547</b>	<b>655,547</b>	<b>535,716</b>	<b>119,831</b>	<b>81.7%</b>

Ballymoney Borough Council transferred 1,830 allowances to Coleraine Borough Council





**Environment &  
Heritage Service**

[www.ehsni.gov.uk](http://www.ehsni.gov.uk)

*Our aim is to protect, conserve  
and promote the natural and built  
environment for the benefit of present  
and future generations.*

Environment & Heritage Service

Klondyke Building

Cormac Avenue

Gasworks Business Park

Lower Ormeau Road

Belfast BT7 2JA

Tel: 0845 3020008

E-mail: [ehsinfo@doeni.gov.uk](mailto:ehsinfo@doeni.gov.uk)

[www.ehsni.gov.uk](http://www.ehsni.gov.uk)



An Agency within the Department of the  
**Environment**  
[www.doeni.gov.uk](http://www.doeni.gov.uk)



INVESTOR IN PEOPLE