

## NORTHERN IRELAND ROAD SAFETY STRATEGY 2010 – 2020 CONSULTATION ANALYSIS REPORT - ANNEX B

A list of the questions asked in the on-line questionnaire is provided at the end of this analysis as Appendix A

### On-line Survey Response - Individuals

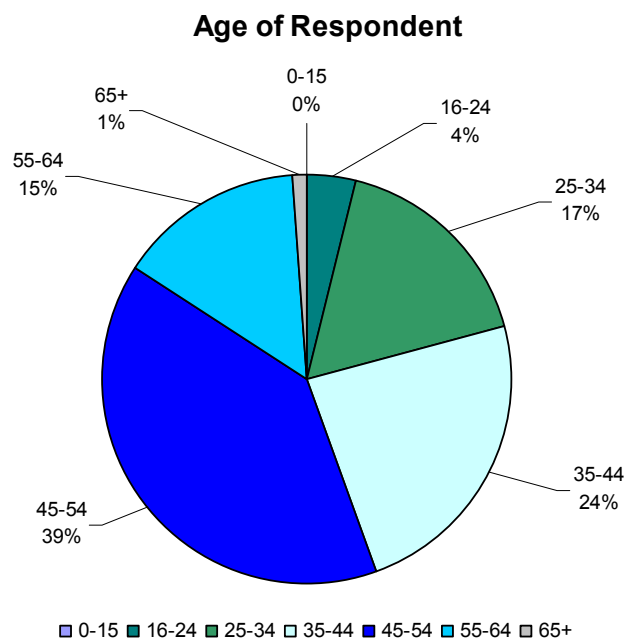
The following tables include only those responses answered by individuals.

#### Section 1: About You

An equal proportion of males and females answered the survey. The majority of respondents were aged between 45 and 54 (40%). Nine in ten respondents stated that they use Northern Ireland's roads mainly as a driver.

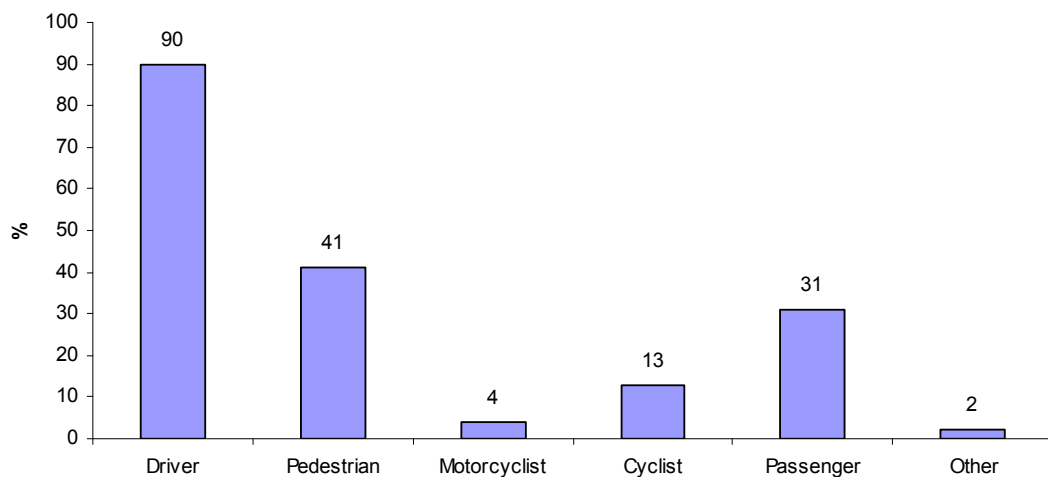
Gender	%
Female	50
Male	50
Base number	1107

Age	%
0-15	0
16-24	4
25-34	17
35-44	24
45-54	40
55-64	15
65+	1
Base number	1107



Road User Group	%
Driver	90
Pedestrian	41
Motorcyclist	4
Cyclist	13
Passenger	31
Other	2
Base number	1107

**Percentage of respondents in each road user group**



## Section 2: About the Consultation Paper

The majority of respondents who answered as individuals feel that the main road safety priorities have been identified (54%) and that the consultation paper addresses the key road safety priorities (50%). Around three-quarters (74%) agree with the proposed vision and that that any new road safety strategy should be for 10 years with regular reviews.

**Q5.** Have the main road safety priorities been identified?

	%
Don't know	37
No	9
Yes	54
Base number	1107

**Q6.** Do you agree that the consultation paper addresses the key road safety priorities?

	%
Don't know	42
No	8
Yes	50
Base number	1107

**Q7.** Do you agree that any new road safety strategy should be for 10 years with regular reviews?

	%
Don't know	13
No	12
Yes	75
Base number	1107

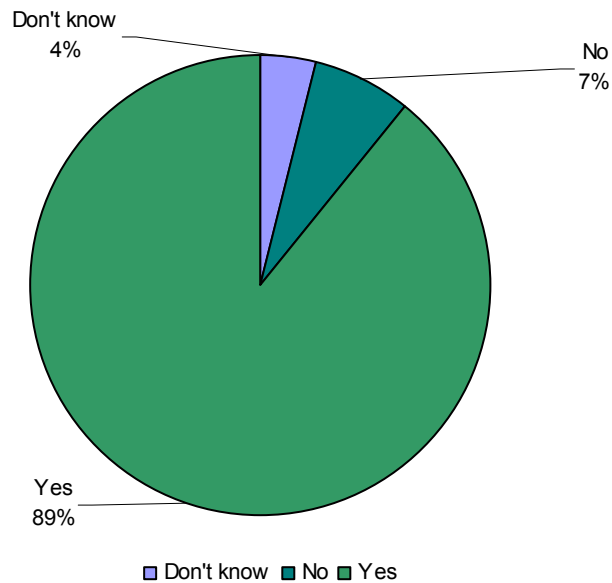
**Q8.** We have proposed a long-term vision of 'A journey on Northern Ireland's roads being as safe as anywhere in the world'. Do you agree with our vision?

	%
Don't know	15
No	11
Yes	74
Base number	1107

### **Section 3: About the Proposed Targets and Performance Indicators**

Around nine in ten respondents who are answering as individuals agree with each of the four proposed targets. Around two-thirds (65%) agree that the performance indicators proposed in the consultation paper are appropriate.

**Our first proposed target is to reduce deaths on our roads by at least 40% by 2020 compared with the 2004-2008 average. Do you agree?**



**Q9.** Our first proposed target is to reduce deaths on our roads by at least 40% by 2020 compared with the 2004-2008 average. Do you agree?

	%
Don't know	4
No	7
Yes	89
Base number	1107

**Q10.** Our second proposed target is to reduce serious injuries on our roads by at least 45% by 2020 compared with the 2004-2008 average. Do you agree?

	%
Don't know	4
No	7
Yes	89
Base number	1107

**Q11.** Our third proposed target is to reduce the number of road deaths and serious injuries to children and young people (aged 0-15) by at least 55% by 2020, compared with the 2004-2008 average. Do you agree?

	%
Don't know	4
No	8
Yes	88
Base number	1107

**Q12.** Our final proposed target is to reduce the number of road deaths and serious injured to young people (aged 16-24) by at least 55% by 2020, compared with the 2004-2008 average. Do you agree?

	%
Don't know	4
No	7
Yes	88
Base number	1107

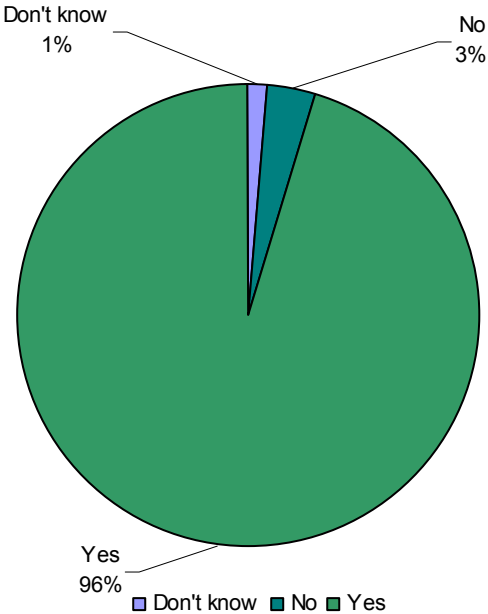
**Q13.** Do you agree that the performance indicators proposed in the consultation paper are appropriate?

	%
Don't know	26
No	8
Yes	65
Base number	1107

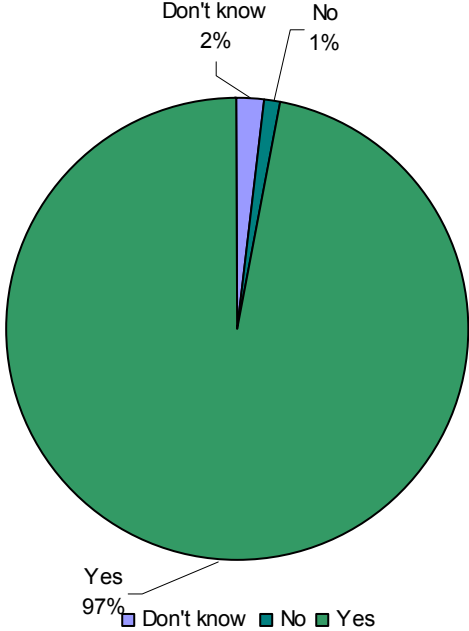
#### **Section 4: How We Propose To Achieve These Targets – Road User Behaviours**

Ninety-five percent or more individuals agreed that poor road user behaviours regarding drink driving, drug driving, careless driving and dangerous need to be addressed. Around nine in ten believe that seat belt wearing (88%) and speeding (89%) need to be addressed.

**Drink Driving - Research shows this poor road user behaviour needs to be addressed. Do you agree?**



**Drug Driving - Research shows this poor road user behaviour needs to be addressed. Do you agree?**



**Q14.** Drink Driving - Research shows this poor road user behaviour needs to be addressed. Do you agree?

	%
Don't know	1
No	3
Yes	95
Base number	1107

**Q14.** Seat belt Wearing - Research shows this poor road user behaviour needs to be addressed. Do you agree?

	%
Don't know	5
No	7
Yes	88
Base number	1107

**Q14.** Drug Driving - Research shows this poor road user behaviour needs to be addressed. Do you agree?

	%
Don't know	2
No	1
Yes	97
Base number	1107

**Q14.** Careless Driving - Research shows this poor road user behaviour needs to be addressed. Do you agree?

	%
Don't know	2
No	2
Yes	96
Base number	1107

**Q14.** Speeding - Research shows this poor road user behaviour needs to be addressed. Do you agree?

	%
Don't know	3
No	9
Yes	89
Base number	1107

**Q14.** Dangerous Driving - Research shows this poor road user behaviour needs to be addressed. Do you agree?

	%
Don't know	2
No	1
Yes	98
Base number	1107

**Q14.** Pedestrian Carelessness - Research shows this poor road user behaviour needs to be addressed. Do you agree?

	%
Don't know	6
No	4
Yes	91
Base number	1107

## **Section 5: How We Propose To Achieve These Targets – Drivers**

Around eight in ten respondents (78%) answering as individuals agree that the way drivers are trained needs to be examined and revised to ensure they are better equipped to drive safely on Northern Ireland's roads.

A quarter of respondents disagree with the proposals that we should examine the possibility of awarding driver licences in stages.

**Q15.** Do you agree that we need to examine and revise the way drivers are trained to ensure that they are better equipped to drive safely on Northern Ireland's roads?

	%
Don't know	7
No	15
Yes	78
Base number	1107

**Q16.** Do you agree that we need to examine and revise the way drivers are tested to ensure that they have the requisite skills for driving safely on Northern Ireland's roads?

	%
Don't know	6
No	16
Yes	77
Base number	1107

**Q17.** Do you agree with the proposals that we should examine the possibility of awarding driver licences in stages i.e. Graduated Driver Licensing?

	%
Don't know	9
No	25
Yes	66
Base number	1107

**Q18.** Do you agree that we need to examine the effectiveness of the 'R' driver scheme which is still in use in Northern Ireland?

	%
Don't know	6
No	15
Yes	79
Base number	1107

## **Section 6 – How we propose to achieve these targets – Motorcyclists**

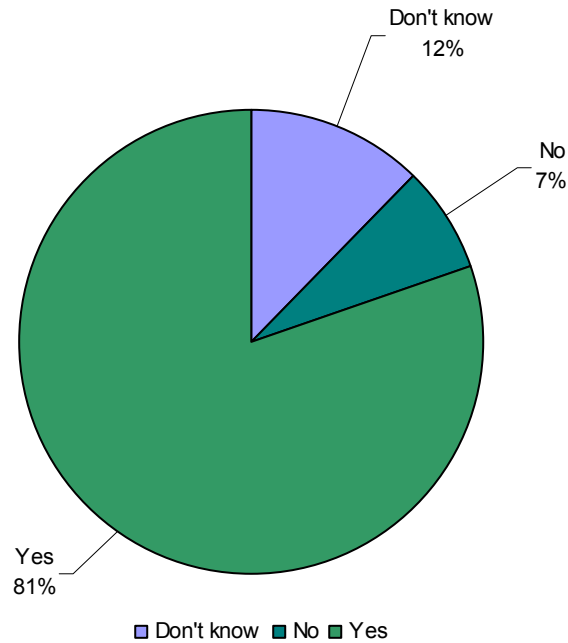
**Q19.** Do you agree that establishing a multi-disciplinary motorcycling forum, which will include a range of stakeholders, will help protect motorcyclists and contribute to reducing biker deaths and serious injuries?

	%
Don't know	22
No	15
Yes	63
Base number	1107

## Section 7 – How we propose to achieve these targets – Pedestrians

Around half (54%) of respondents think more could be done to improve pedestrian safety.

### Do you agree with the measures proposed for improving the safety of pedestrians?



**Q20.** Do you agree with the measures proposed for improving the safety of pedestrians?

	%
Don't know	12
No	7
Yes	80
Base number	1107

**Q21.** Do you agree that setting up an Active Travel Forum, including a range of stakeholders, will help address the safety of pedestrians?

	%
Don't know	24
No	22
Yes	54
Base number	1107

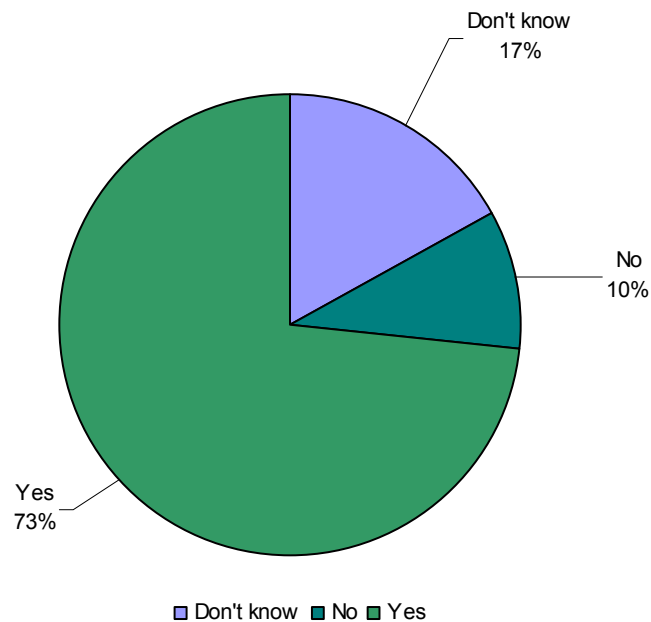
**Q22.** Do you think more could be done to improve pedestrian safety?

	%
Don't know	17
No	10
Yes	73
Base number	1107

### Section 8 - How we propose to achieve these targets – Cyclists

Around three-quarters (73%) of respondents think more could be done to improve the safety of cyclists.

**Do agree with the measures proposed for improving the safety of cyclists?**



**Q23.** Do agree with the measures proposed for improving the safety of cyclists?

	%
Don't know	9
No	14
Yes	76
Base number	1107

**Q24.** Do you think more could be done to improve the safety of cyclists?

	%
Don't know	15
No	12
Yes	73
Base number	1107

### **Section 9 - How we propose to achieve these targets – Children & Young People**

85% of respondents agree with the measures proposed for improving the safety of children and young people, while around three-quarters (78%) think more could be done to improve the safety of children and young people.

**Q25.** Do you agree with the measures proposed for improving the safety of children and young people?

	%
Don't know	9
No	6
Yes	85
Base number	1107

**Q26.** Do you think more could be done to improve the safety of children and young people?

	%
Don't know	14
No	7
Yes	78
Base number	1107

## Section 10 - How we propose to achieve these targets – Older Road Users

85% of respondents agree that further research is required to better understand the causes of collisions involving older people.

**Q27.** The consultation recognises that the safety of older road users will have a likely increasing importance and that we need to better understand the causes of collisions involving older people. Do you agree that further research is required to better understand this issue?

	%
Don't know	7
No	8
Yes	85
Base number	1107

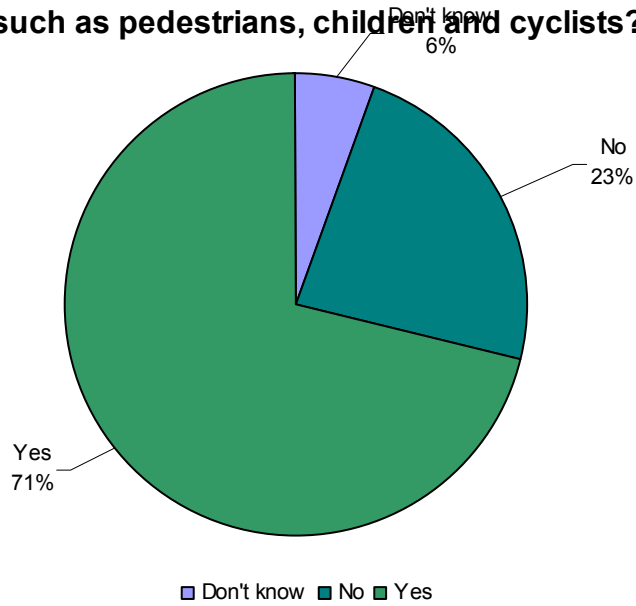
**Q28.** Do you agree with the measures proposed for improving the safety of older road users?

	%
Don't know	14
No	10
Yes	76
Base number	1107

## Section 11 - How we propose to achieve these targets – Safer Roads

Around seven in ten (71%) of respondents agree with the proposal to develop a programme of 20mph zones and limits in residential and other areas where there is a high presence of vulnerable road users. Around four-fifths (79%) of respondents agree with the proposal to review the speed limits of major rural roads within five years, with priority placed on those with a known history of collisions.

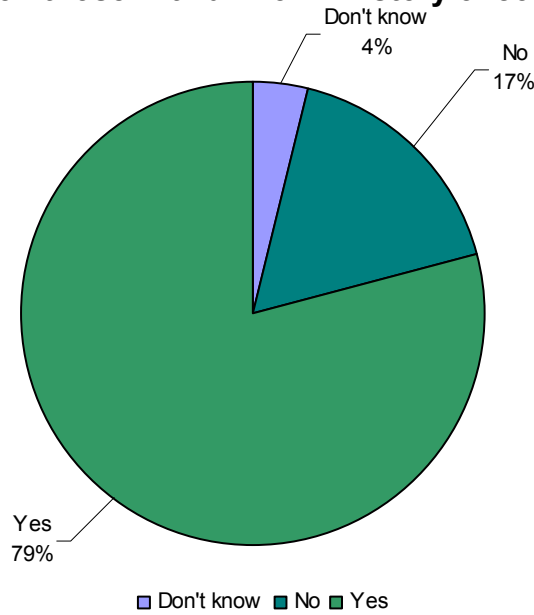
**Do you agree with the proposal to develop a programme of 20mph zones and limits in residential and other areas where there is a high presence of vulnerable road users such as pedestrians, children and cyclists?**



**Q29.** Do you agree with the proposal to develop a programme of 20mph zones and limits in residential and other areas where there is a high presence of vulnerable road users such as pedestrians, children and cyclists?

	%
Don't know	6
No	23
Yes	71
Base number	1107

**Do you agree with the proposal to review the speed limits of major rural roads within five years, with priority placed on those with a known history of collisions?**



**Q30.** Do you agree with the proposal to review the speed limits of major rural roads within five years, with priority placed on those with a known history of collisions?

	%
Don't know	4
No	17
Yes	79
Base number	1107

**Q31.** Do you think that there should be additional measures for roads that have not already appeared in the consultation paper?

	%
Don't know	24
No	16
Yes	61
Base number	1107

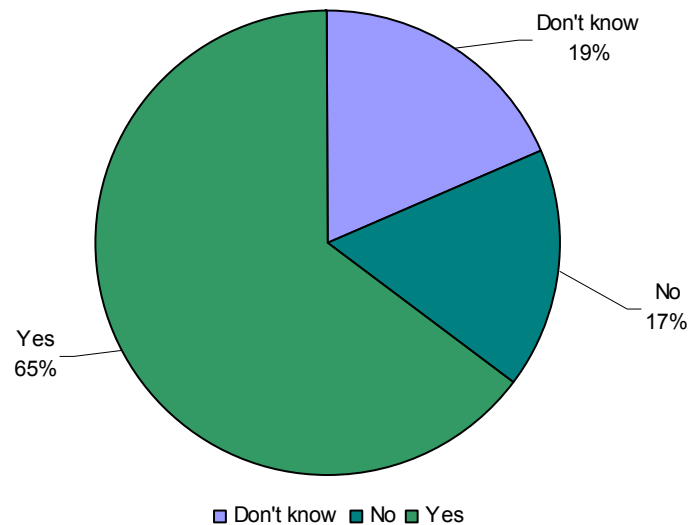
**Q32.** Do you agree that the proposed research relating to rural roads is necessary?

	%
Don't know	10
No	14
Yes	76
Base number	1107

## Section 12 - How we propose to achieve these targets – Safer Vehicles

Around two-thirds (65%) of respondents think that there is more that can be done within Northern Ireland to improve vehicle safety.

**Do you think that there is more that can be done within Northern Ireland to improve vehicle safety?**



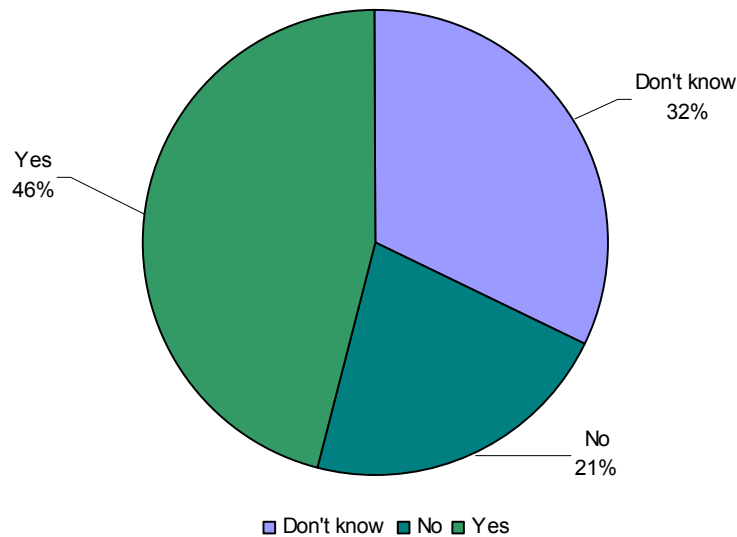
**Q34.** Do you think that there is more that can be done within Northern Ireland to improve vehicle safety?

	%
Don't know	19
No	17
Yes	65
Base number	1107

### Section 13 - How we deliver the measures proposed in the Consultation Paper

Around four-fifths of respondents (82%) agree that the DOE should work increasingly with other stakeholders who can provide support in improving road safety. Around three-quarters (77%) of respondents think there is more that could be done by local authorities to improve road safety.

**Do you think that the existing partnership between the various departments and agencies with an interest in road safety, as mentioned above, works well?**



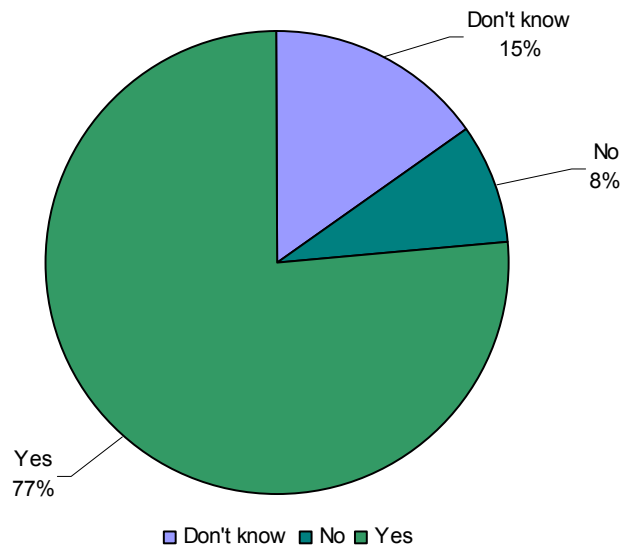
**Q35.** Do you think that the existing partnership between the various departments and agencies with an interest in road safety, as mentioned above, works well?

	%
Don't know	32
No	21
Yes	46
Base number	1107

**Q36.** In addition to the partners detailed above, do you agree that the DOE should work increasingly with other stakeholders who can provide support in improving road safety, e.g. voluntary and community sector?

	%
Don't know	9
No	8
Yes	82
Base number	1107

**Do you think there is more that could be done by local authorities to improve road safety?**



**Q37.** Do you think there is more that could be done by local authorities to improve road safety?

	%
Don't know	15
No	8
Yes	77
Base number	1107

## Appendix A – On-Line Questionnaire

### Completion Instructions

This questionnaire comprises a series of questions requiring only a 'tick' answer. There are 37 questions in total over 13 sections. It should take about 15 minutes to complete. All questions must be answered before it can be submitted.

If you wish to provide a brief comment on any of the issues covered either here, or in the consultation document "Preparing a new Road Safety Strategy for Northern Ireland 2010-2020", you can do so at the end of the questionnaire. This space could also be use to comment on why you disagree with proposals.

If you would like to comment in more detail please refer to one of the other response options on the Consultation home page.

### Section 1: About You

1. Are you responding as:

- An individual
  - An organisation (please state name of organisation below)
- 

2. If you are responding as an individual, are you:

- Male
- Female

3. Please indicate your age

- 0-15
- 16-24
- 25-34
- 35-44
- 45-54
- 55-64
- 65+

4. Do you or your organisation use Northern Ireland's roads mainly as a (tick all that apply):

- Driver
- Pedestrian
- Motorcyclist
- Cyclist
- Passenger
- Other

## Section 2: About the Consultation Paper

5. Have the main road safety priorities been identified?
- Yes**       **No**       **Don't know**
6. Do you agree that the consultation paper addresses the key road safety priorities?
- Yes**       **No**       **Don't know**
7. Do you agree that any new road safety strategy should be for 10 years with regular reviews?
- Yes**       **No**       **Don't know**
8. We have proposed a long-term vision of ***“A journey on Northern Ireland's roads being as safe as anywhere in the world”***. Do you agree with our vision?
- Yes**       **No**       **Don't know**

## Section 3: About the proposed targets and performance indicators

9. Our first proposed target is to reduce deaths on our roads by at least 40% by 2020 compared with the 2004-2008 average. Do you agree?
- Yes**       **No**       **Don't know**
10. Our second proposed target is to reduce serious injuries on our roads by at least 45% by 2020 compared with the 2004-2008 average. Do you agree?
- Yes**       **No**       **Don't know**
11. Our third proposed target is to reduce the number of road deaths and serious injuries to children and young people (aged 0-15) by at least 55% by 2020, compared with the 2004-2008 average. Do you agree?
- Yes**       **No**       **Don't know**
12. Our final proposed target is to reduce the number of road deaths and serious injuries to young people (aged 16-24) by at least 55% by 2020, compared with the 2004-08 average. Do you agree?
- Yes**       **No**       **Don't know**

13. Do you agree that the performance indicators proposed in the consultation paper are appropriate?

- Yes**       **No**       **Don't know**

#### **Section 4: How we propose to achieve these targets – Road User Behaviours**

14. Research shows that the following poor road user behaviours need to be addressed. Do you agree?

	Yes	No	Don't know
Drink Driving	<input type="checkbox"/>	<input type="checkbox"/>	<input type="checkbox"/>
Seat belt Wearing	<input type="checkbox"/>	<input type="checkbox"/>	<input type="checkbox"/>
Drug Driving	<input type="checkbox"/>	<input type="checkbox"/>	<input type="checkbox"/>
Careless Driving	<input type="checkbox"/>	<input type="checkbox"/>	<input type="checkbox"/>
Speeding	<input type="checkbox"/>	<input type="checkbox"/>	<input type="checkbox"/>
Dangerous Driving	<input type="checkbox"/>	<input type="checkbox"/>	<input type="checkbox"/>
Pedestrian Carelessness	<input type="checkbox"/>	<input type="checkbox"/>	<input type="checkbox"/>

#### **Section 5: How we propose to achieve these targets – Drivers**

##### **Driver Preparation**

See Action Measures 90, 100-102, 105, 122 and 158

15. Do you agree that we need to examine and revise the way drivers are trained to ensure that they are better equipped to drive safely on Northern Ireland's roads?

- Yes**       **No**       **Don't know**

##### **Driver Testing**

See Action Measures 100 and 101

16. Do you agree that we need to examine and revise the way drivers are tested to ensure that they have the requisite skills for driving safely on Northern Ireland's roads?

- Yes**       **No**       **Don't know**

17. Do you agree with the proposals that we should examine the possibility of awarding driver licences in stages i.e. Graduated Driver licensing?

- Yes**       **No**       **Don't know**

Post Driver Testing  
See Action Measures 91, 100

18. Do you agree that we need to examine the effectiveness of the 'R' driver scheme which is still in use in Northern Ireland?

- Yes**       **No**       **Don't know**

**Section 6: How we propose to achieve these targets – Motorcyclists**  
See Action Measure 165

19. Do you agree that establishing a multi-disciplinary motorcycling forum, which will include a range of stakeholders, will help protect motorcyclists and contribute to reducing biker deaths and serious injuries?

- Yes**       **No**       **Don't know**

**Section 7: How we propose to achieve these targets – Pedestrians**  
See Action Measures 37-39, 107-112

20. Do you agree with the measures proposed for improving the safety of pedestrians?

- Yes**       **No**       **Don't know**

21. Do you agree that setting up an Active Travel Forum, including a range of stakeholders, will help address the safety of pedestrians?

- Yes**       **No**       **Don't know**

22. Do you think more could be done to improve pedestrian safety?

- Yes**       **No**       **Don't know**

**Section 8: How we propose to achieve these targets – Cyclists**  
See Action Measures 40, 41, 107 and 112

23. Do you agree with the measures proposed for improving the safety of cyclists?

- Yes**       **No**       **Don't know**

24. Do you think more could be done to improve the safety of cyclists?

- Yes**       **No**       **Don't know**

## **Section 9: How we propose to achieve these targets – Children and young people**

*See Action Measures 151-163*

25. Do you agree with the measures proposed for improving the safety of children and young people?

- Yes**             **No**             **Don't know**

26. Do you think more could be done to improve the safety of children and young people?

- Yes**             **No**             **Don't know**

## **Section 10: How we propose to achieve these targets – Older road users action measures**

*See Action Measure 164*

27. The consultation recognises that the safety of older road users will have a likely increasing importance and that we need to better understand the causes of collisions involving older people. Do you agree that further research is required to better understand this issue?

- Yes**             **No**             **Don't know**

28. Do you agree with the measures proposed for improving the safety of older road users?

- Yes**             **No**             **Don't know**

## **Section 11: How we propose to achieve these targets – Safer roads**

*See Action Measure 4-8, 10 and 36*

29. Do you agree with the proposal to develop a programme of 20mph zones and limits in residential and other areas where there is a high presence of vulnerable road users such as pedestrians, children and cyclists?

- Yes**             **No**             **Don't know**

30. Do you agree with the proposal to review the speed limits of major rural roads within five years, with priority placed on those with a known history of collisions?

- Yes**             **No**             **Don't know**

31. Do you think that there should be additional measures for roads that have not already appeared in the consultation paper?

- Yes**       **No**       **Don't know**

32. Do you agree that the proposed research relating to rural roads is necessary?

- Yes**       **No**       **Don't know**

### **Section 12: How we propose to achieve these targets – Safer Vehicles**

*See Action Measure 56, 62 and 63*

33. Northern Ireland has little direct control of vehicle standards but can influence this most effectively by working with GB and the EU. Do you agree that this means of influencing vehicle standards is a good way to improve road safety?

- Yes**       **No**       **Don't know**

34. Do you think that there is more that can be done within Northern Ireland to improve vehicle safety?

- Yes**       **No**       **Don't know**

### **Section 13: How we deliver the measures proposed in the Consultation Paper**

At present, road safety is the responsibility of the Department of the Environment. The current Road Safety Strategy is delivered through a partnership approach which includes DOE, DRD, & PSNI. Progress towards achievement of targets and associated action measures is monitored by DOE.

35. Do you think that the existing partnership between the various departments and agencies with an interest in road safety, as mentioned above, works well?

- Yes**       **No**       **Don't know**

In delivering the new strategy we hope to expand the partners to include the Department of Education, NI Ambulance Service and NI Fire & Rescue Service.

36. In addition to the partners detailed above do you agree that the DOE should work increasingly with other stakeholders who can provide support in improving road safety, e.g. voluntary and community sector?

- Yes**       **No**       **Don't know**

37. Do you think there is more that could be done by local authorities to improve road safety?

- Yes**       **No**       **Don't know**

### **Additional comments**

Thank you for taking the time to complete the questionnaire. Your responses to our proposals will help the Department decide the future of Road Safety in Northern Ireland.

If you would like to comment on any of the above issues, you can do so in the space provided below (Max 1000 characters).

### **Questionnaire Complete – Thank you**

Thank you for taking the time to complete the questionnaire.

If you would like to comment in more detail please refer to one of the other response options on the Consultation home page.